

# A-8

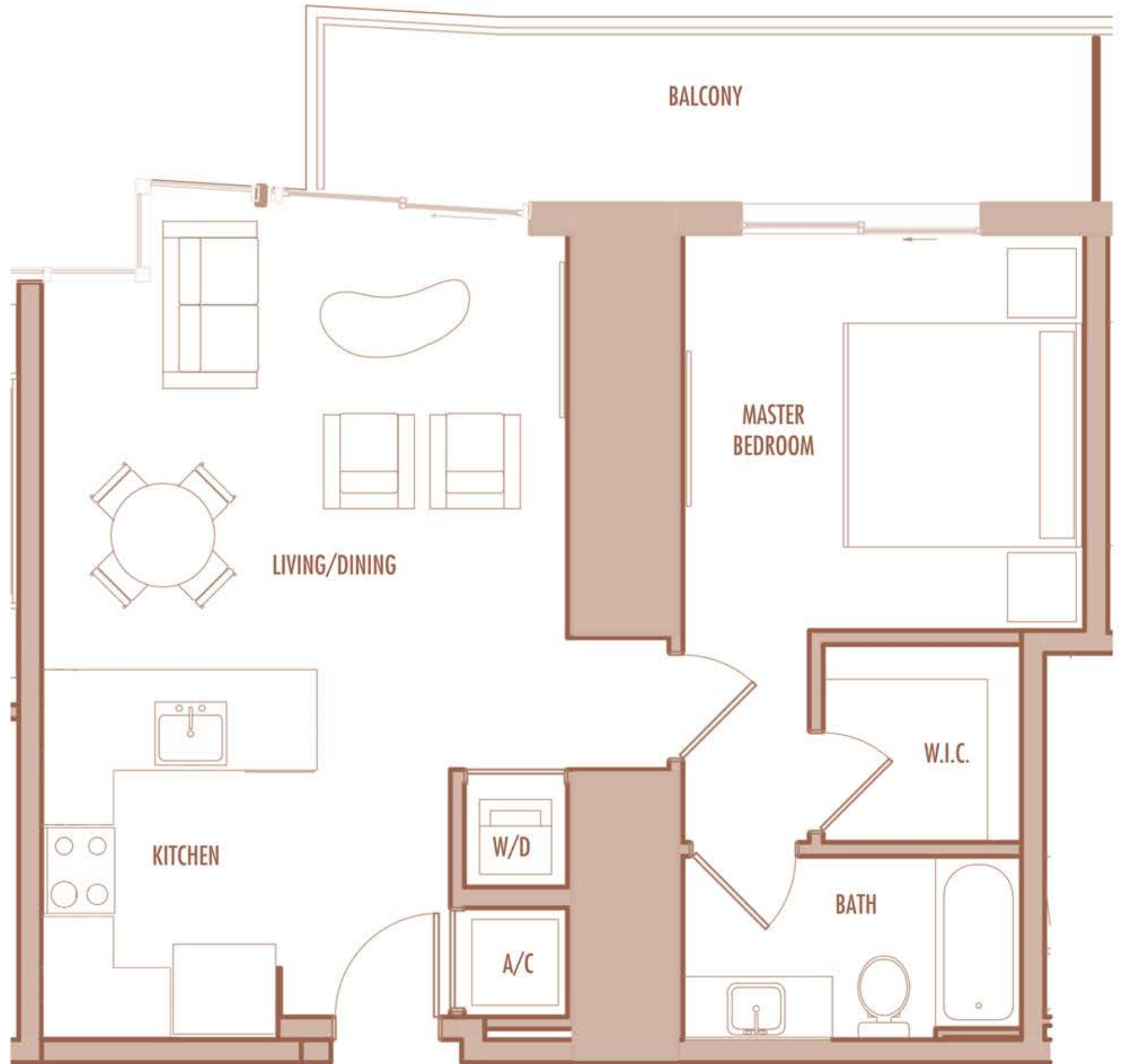
1 BEDROOM + 1 BATHROOM

**LEVELS** : 50 (HOTEL RESIDENCE)  
: 51-53 (SKY RESIDENCE)

**INTERIOR** : 745 SqFt 69 SqM

**BALCONY** : 120-130 SqFt 11-12 SqM

**TOTAL** : 865-875 SqFt 80-81 SqM



Given the nature of condominium ownership, the Unit boundaries are precisely defined in such a manner so that all components of the Building which are (or are potentially) utilized either by other Units or the Common Elements are excluded from the Unit. This would exclude, for instance, all structural walls, columns etc. and essentially limits the Unit boundaries to the interior airspace between the perimeter walls and excludes all interior structural components. For the precise Unit boundaries, see Section 3.2 of the Declaration. For your reference, the area of the Unit, determined in accordance with these defined Unit boundaries, is set forth hereon (and labeled as "Unit Area"). Please note that the unique way of defining the boundaries actually makes the Unit appear to be smaller than it actually would be if standard architectural measuring techniques were used. Typically, apartments are measured to the exterior boundaries of the exterior walls and to the centerline of interior demising walls or to the exterior of walls adjoining corridors or other Common Elements without excluding areas that may be occupied by columns or other structural components.

# A-9

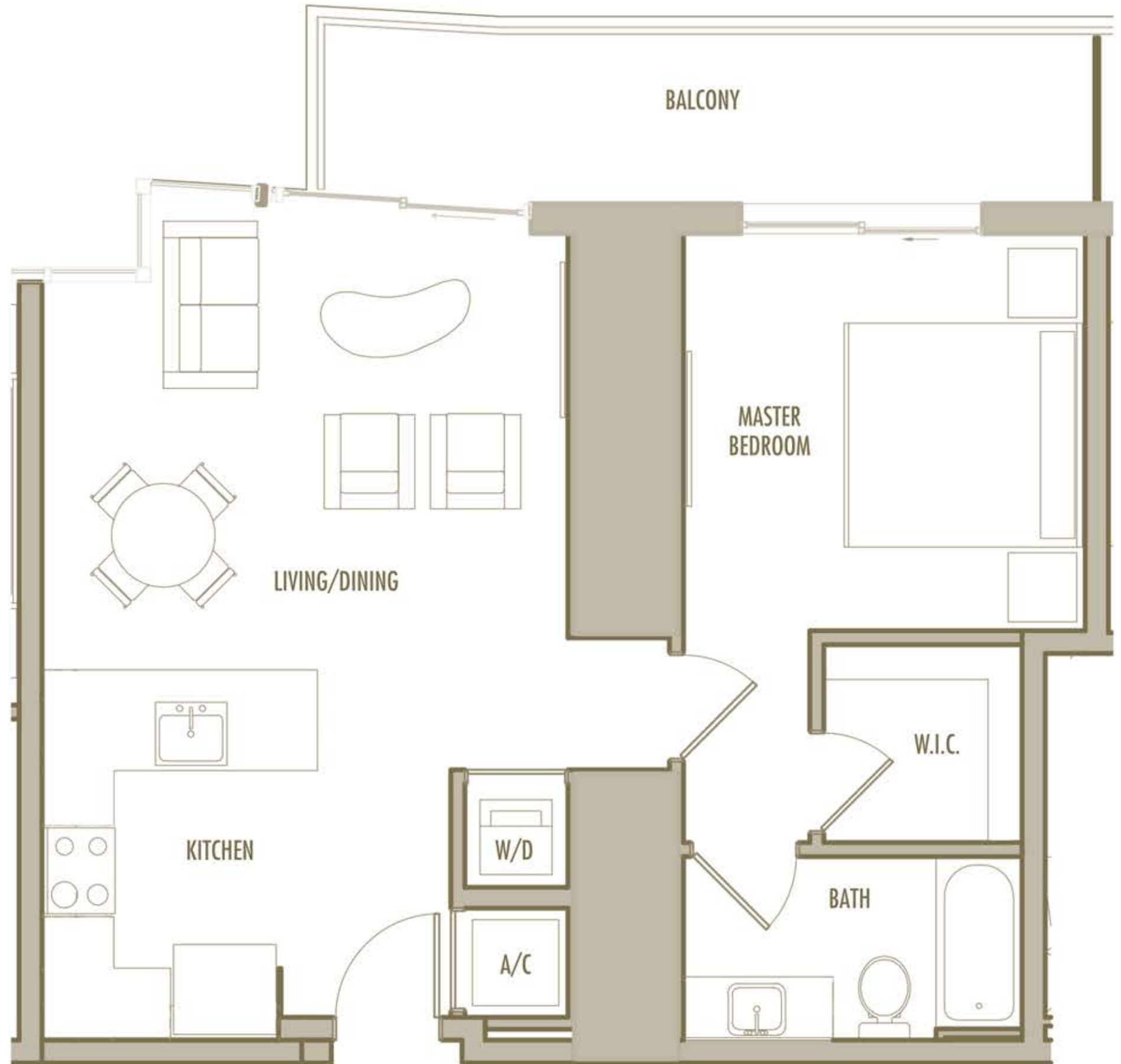
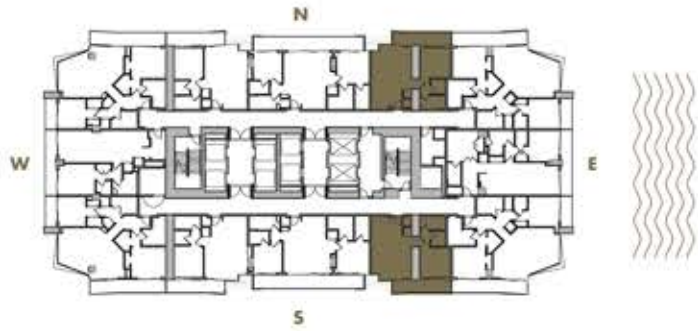
1 BEDROOM + 1 BATHROOM

LEVELS : 54

INTERIOR : 750 SqFt 70 SqM

BALCONY : 130 SqFt 12 SqM

TOTAL : 880 SqFt 82 SqM



# A-10

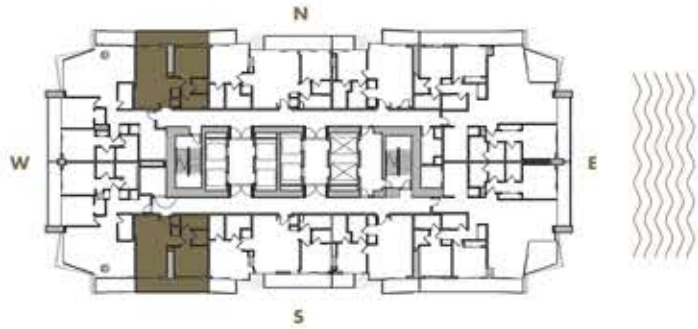
1 BEDROOM + 1 BATHROOM

LEVELS : 58-59

INTERIOR : 695 SqFt 65 SqM

BALCONY : 150 SqFt 14 SqM

TOTAL : 845 SqFt 79 SqM



Given the nature of condominium ownership, the Unit boundaries are precisely defined in such a manner so that all components of the Building which are (or are potentially) utilized either by other Units or the Common Elements are excluded from the Unit. This would exclude, for instance, all structural walls, columns etc. and essentially limits the Unit boundaries to the interior airspace between the perimeter walls and excludes all interior structural components. For the precise Unit boundaries, see Section 3.2 of the Declaration. For your reference, the area of the Unit, determined in accordance with these defined Unit boundaries, is set forth hereon (and labeled as "Unit Area"). Please note that the unique way of defining the boundaries actually makes the Unit appear to be smaller than it actually would be if standard architectural measuring techniques were used. Typically, apartments are measured to the exterior boundaries of the exterior walls and to the centerline of interior demising walls or to the exterior of walls adjoining corridors or other Common Elements without excluding areas that may be occupied by columns or other structural components.

# A-11

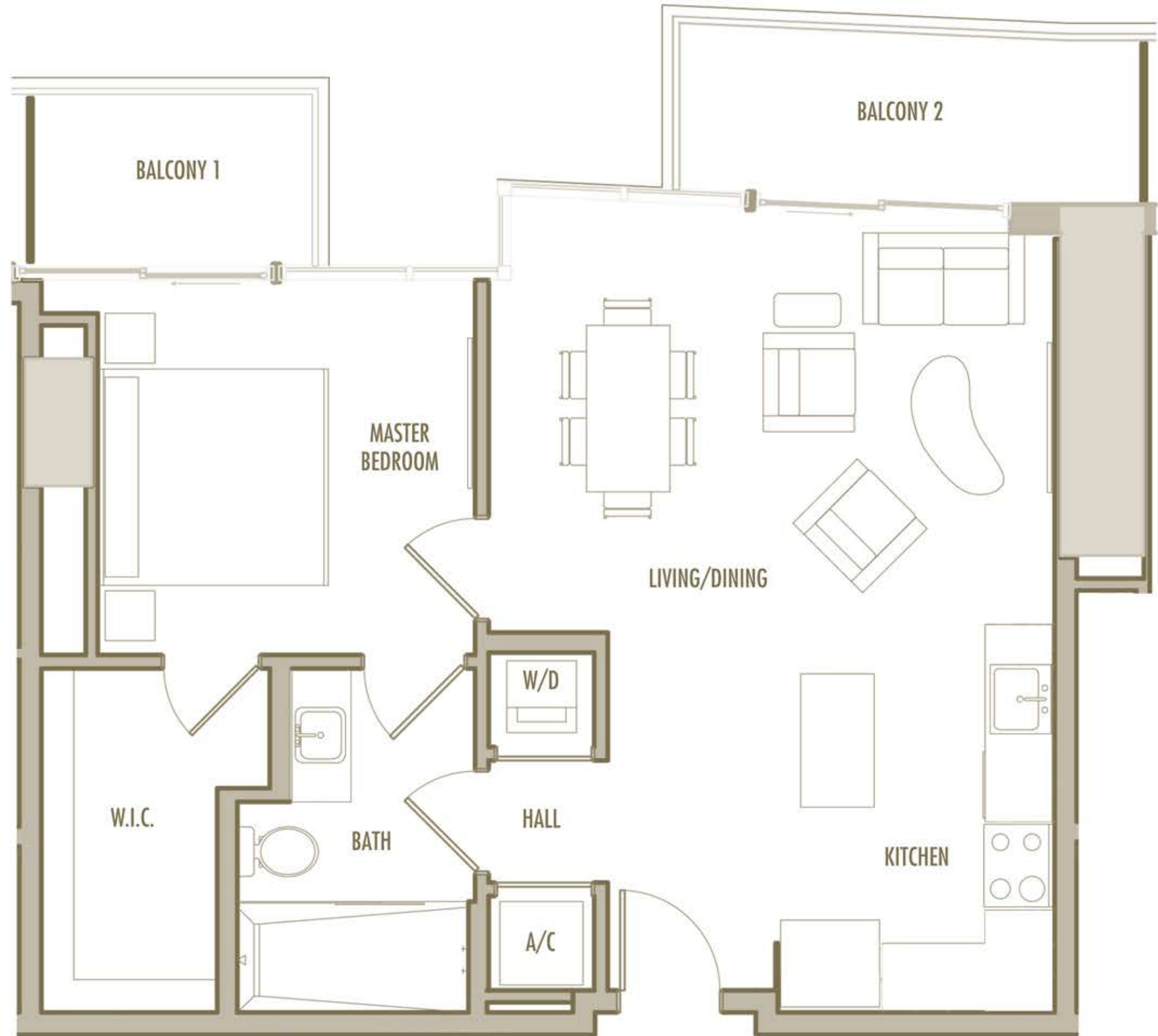
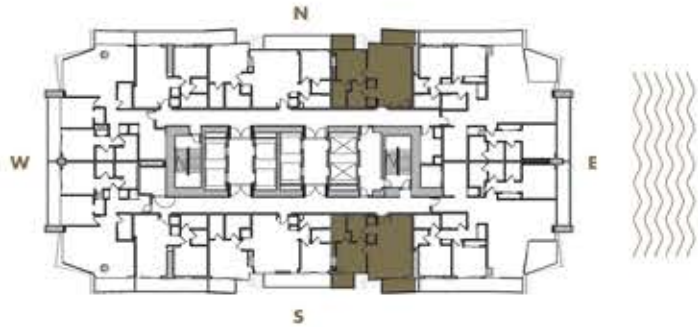
1 BEDROOM + 1 BATHROOM

LEVELS : 58-61

INTERIOR : 760 SqFt 71 SqM

BALCONY : 85-125 SqFt 8-12 SqM

TOTAL : 845-885 SqFt 79-82 SqM



Given the nature of condominium ownership, the Unit boundaries are precisely defined in such a manner so that all components of the Building which are (or are potentially) utilized either by other Units or the Common Elements are excluded from the Unit. This would exclude, for instance, all structural walls, columns etc. and essentially limits the Unit boundaries to the interior airspace between the perimeter walls and excludes all interior structural components. For the precise Unit boundaries, see Section 3.2 of the Declaration. For your reference, the area of the Unit, determined in accordance with these defined Unit boundaries, is set forth hereon (and labeled as "Unit Area"). Please note that the unique way of defining the boundaries actually makes the Unit appear to be smaller than it actually would be if standard architectural measuring techniques were used. Typically, apartments are measured to the exterior boundaries of the exterior walls and to the centerline of interior demising walls or to the exterior of walls adjoining corridors or other Common Elements without excluding areas that may be occupied by columns or other structural components.

# A-12

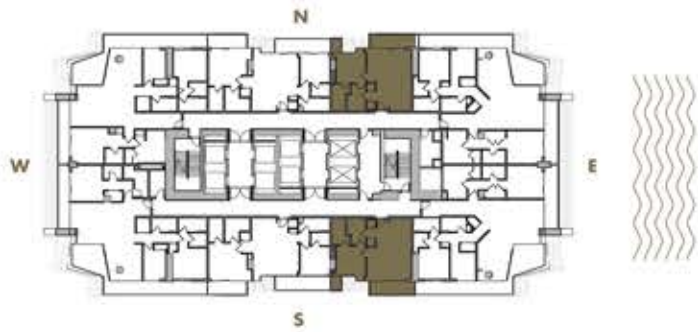
1 BEDROOM + 1 BATHROOM

LEVELS : 62

INTERIOR : 765 SqFt 71 SqM

BALCONY : 95 SqFt 9 SqM

TOTAL : 860 SqFt 80 SqM



Given the nature of condominium ownership, the Unit boundaries are precisely defined in such a manner so that all components of the Building which are (or are potentially) utilized either by other Units or the Common Elements are excluded from the Unit. This would exclude, for instance, all structural walls, columns etc. and essentially limits the Unit boundaries to the interior airspace between the perimeter walls and excludes all interior structural components. For the precise Unit boundaries, see Section 3.2 of the Declaration. For your reference, the area of the Unit, determined in accordance with these defined Unit boundaries, is set forth hereon (and labeled as "Unit Area"). Please note that the unique way of defining the boundaries actually makes the Unit appear to be smaller than it actually would be if standard architectural measuring techniques were used. Typically, apartments are measured to the exterior boundaries of the exterior walls and to the centerline of interior demising walls or to the exterior of walls adjoining corridors or other Common Elements without excluding areas that may be occupied by columns or other structural components.

# A-13

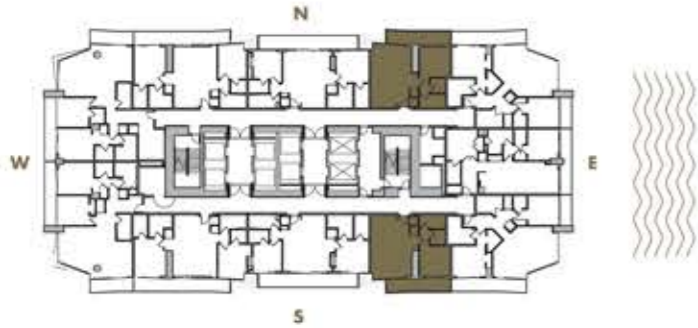
1 BEDROOM + 1 BATHROOM

LEVELS : 55-57

INTERIOR : 750 SqFt      70 SqM

BALCONY : 135-145 SqFt    12,5-13,5 SqM

TOTAL : 885-895 SqFt    82-83 SqM



Given the nature of condominium ownership, the Unit boundaries are precisely defined in such a manner so that all components of the Building which are (or are potentially) utilized either by other Units or the Common Elements are excluded from the Unit. This would exclude, for instance, all structural walls, columns etc. and essentially limits the Unit boundaries to the interior airspace between the perimeter walls and excludes all interior structural components. For the precise Unit boundaries, see Section 3.2 of the Declaration. For your reference, the area of the Unit, determined in accordance with these defined Unit boundaries, is set forth hereon (and labeled as "Unit Area"). Please note that the unique way of defining the boundaries actually makes the Unit appear to be smaller than it actually would be if standard architectural measuring techniques were used. Typically, apartments are measured to the exterior boundaries of the exterior walls and to the centerline of interior demising walls or to the exterior of walls adjoining corridors or other Common Elements without excluding areas that may be occupied by columns or other structural components.

# A-14

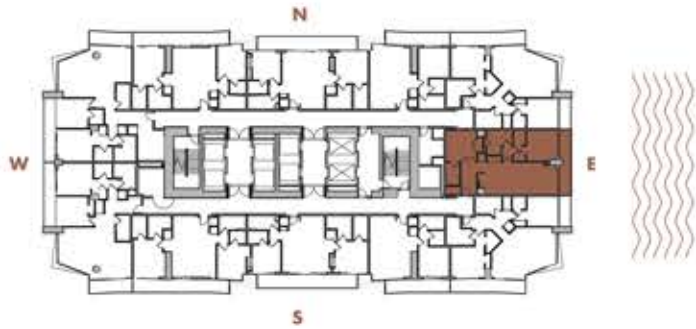
1 BEDROOM + DEN + 2 BATHROOM

**LEVELS** : 50 (HOTEL RESIDENCE)  
: 51-56 (SKY RESIDENCE)

**INTERIOR** : 1,110 SqFt 103 SqM

**BALCONY** : 120 SqFt 11 SqM

**TOTAL** : 1,230 SqFt 114 SqM



# A-15

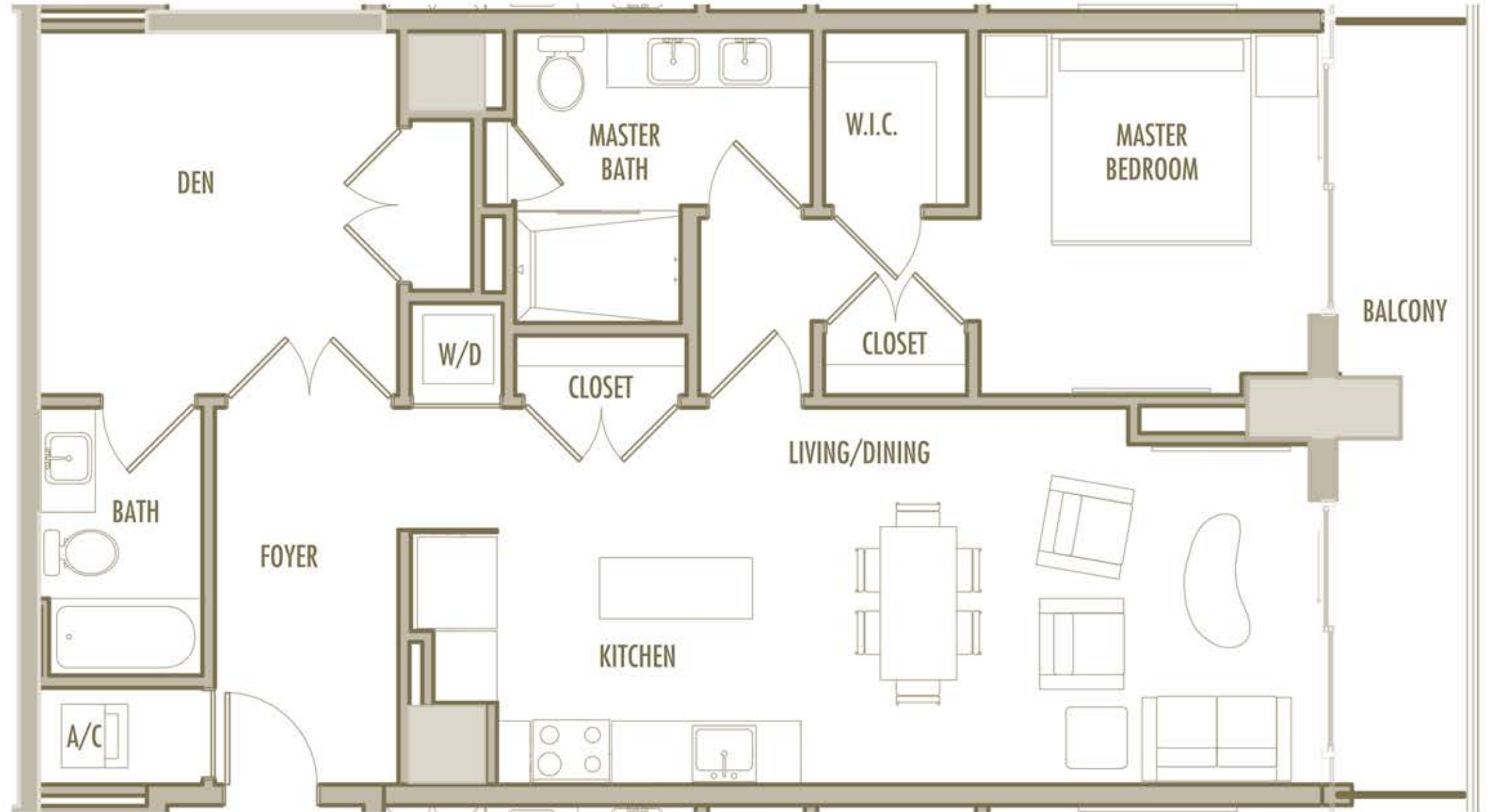
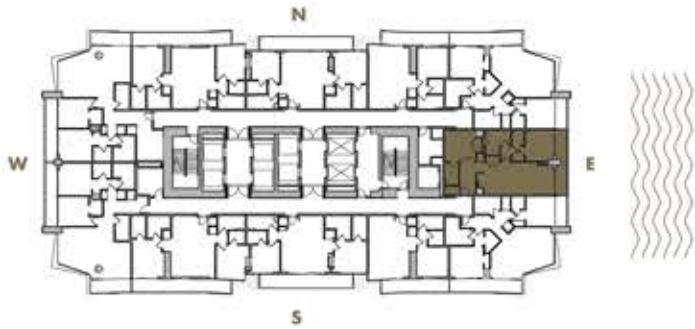
1 BEDROOM + DEN + 2 BATHROOM

LEVELS : 57

INTERIOR : 1,085 SqFt 101 SqM

BALCONY : 120 SqFt 11 SqM

TOTAL : 1,205 SqFt 112 SqM



Given the nature of condominium ownership, the Unit boundaries are precisely defined in such a manner so that all components of the Building which are (or are potentially) utilized either by other Units or the Common Elements are excluded from the Unit. This would exclude, for instance, all structural walls, columns etc. and essentially limits the Unit boundaries to the interior airspace between the perimeter walls and excludes all interior structural components. For the precise Unit boundaries, see Section 3.2 of the Declaration. For your reference, the area of the Unit, determined in accordance with these defined Unit boundaries, is set forth hereon (and labeled as "Unit Area"). Please note that the unique way of defining the boundaries actually makes the Unit appear to be smaller than it actually would be if standard architectural measuring techniques were used. Typically, apartments are measured to the exterior boundaries of the exterior walls and to the centerline of interior demising walls or to the exterior of walls adjoining corridors or other Common Elements without excluding areas that may be occupied by columns or other structural components.

# A-7

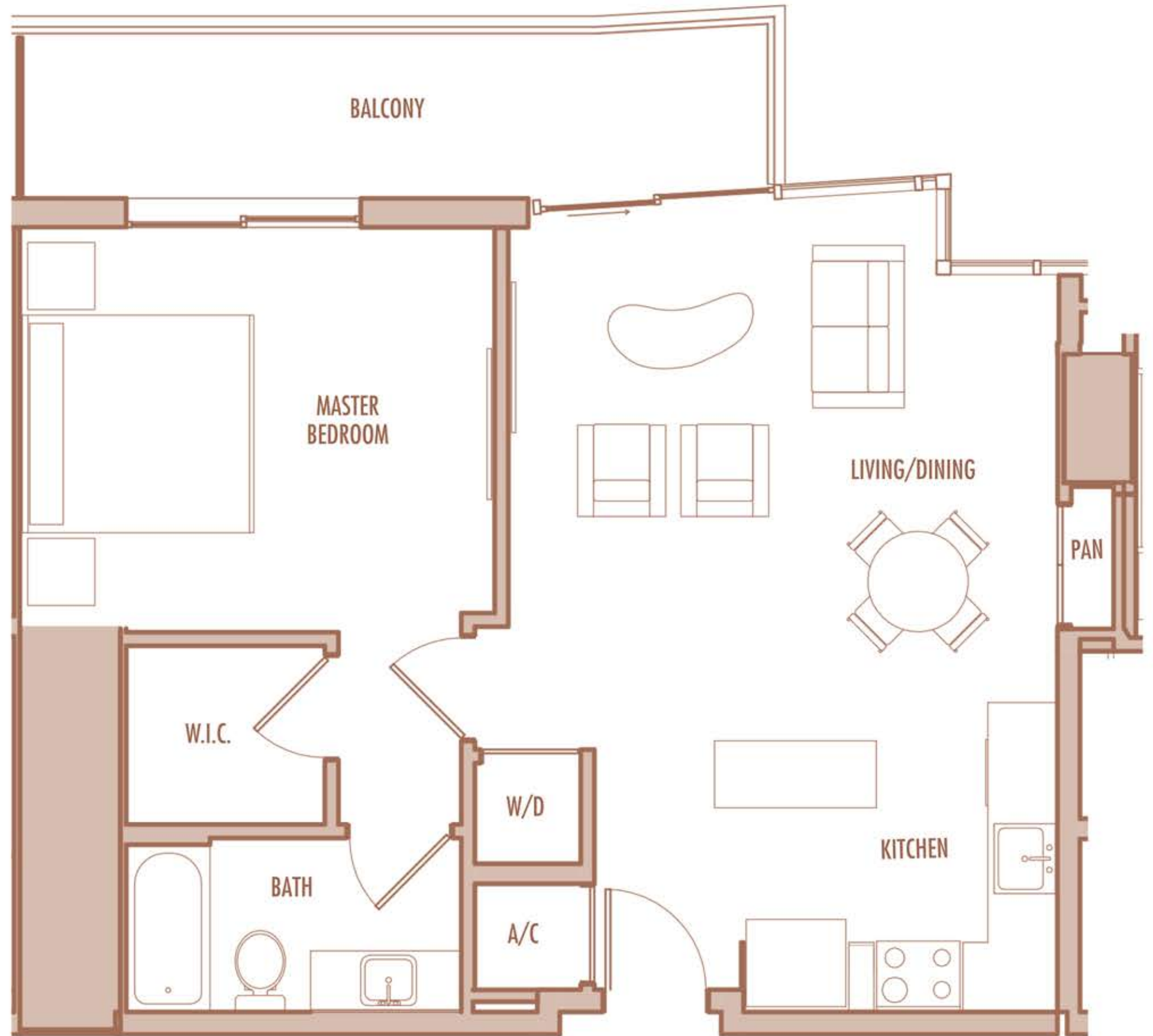
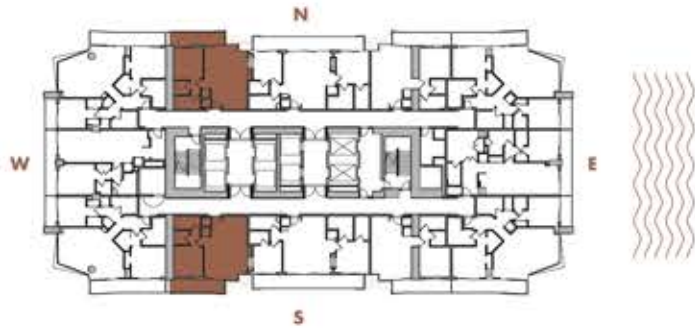
1 BEDROOM + 1 BATHROOM

**LEVELS** : 50 (HOTEL RESIDENCE)  
: 51-54 (SKY RESIDENCE)

**INTERIOR** : 750 SqFt 70 SqM

**BALCONY** : 120-130 SqFt 11-12 SqM

**TOTAL** : 870-880 SqFt 81-82 SqM



# B-2

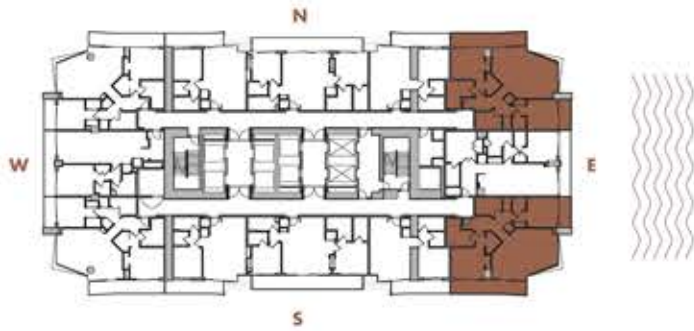
2 BEDROOM + 2 BATHROOM

**LEVELS** : 50 (HOTEL RESIDENCE)  
: 51-54 (SKY RESIDENCE)

**INTERIOR** : 1,240 SqFt 98 SqM

**BALCONY** : 225 SqFt 19-23 SqM

**TOTAL** : 1,465 SqFt 118-121 SqM



Given the nature of condominium ownership, the Unit boundaries are precisely defined in such a manner so that all components of the Building which are (or are potentially) utilized either by other Units or the Common Elements are excluded from the Unit. This would exclude, for instance, all structural walls, columns etc. and essentially limits the Unit boundaries to the interior airspace between the perimeter walls and excludes all interior structural components. For the precise Unit boundaries, see Section 3.2 of the Declaration. For your reference, the area of the Unit, determined in accordance with these defined Unit boundaries, is set forth hereon (and labeled as "Unit Area"). Please note that the unique way of defining the boundaries actually makes the Unit appear to be smaller than it actually would be if standard architectural measuring techniques were used. Typically, apartments are measured to the exterior boundaries of the exterior walls and to the centerline of interior demising walls or to the exterior of walls adjoining corridors or other Common Elements without excluding areas that may be occupied by columns or other structural components.

# B-3

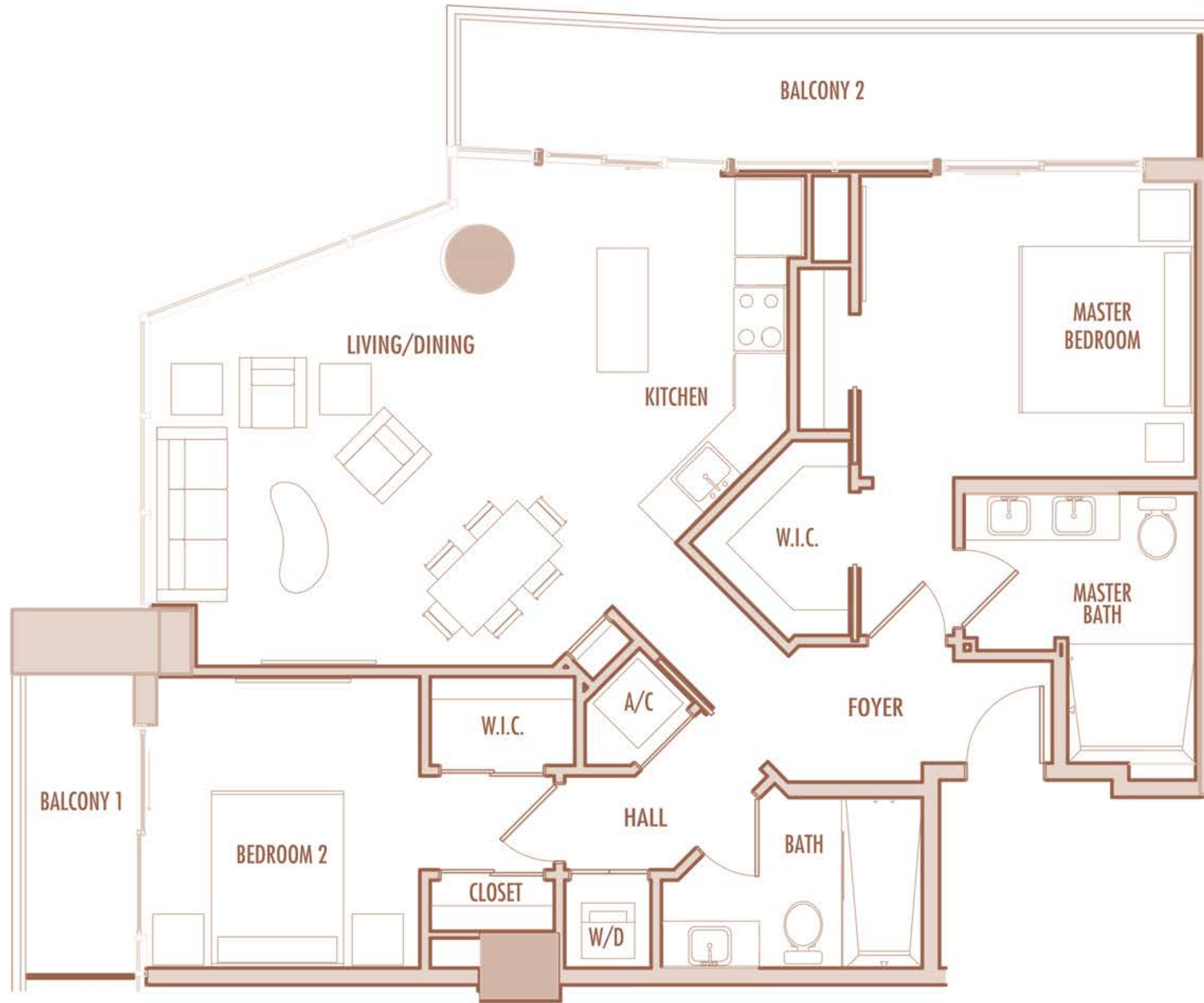
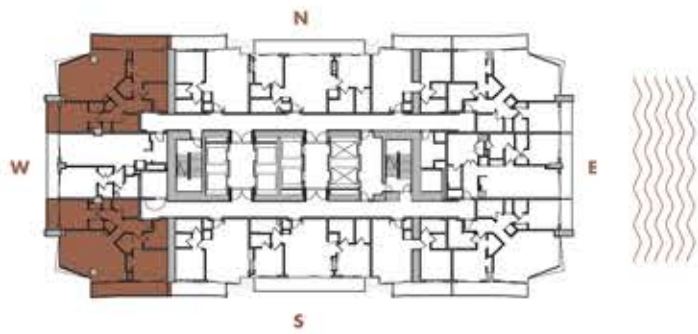
2 BEDROOM + 2 BATHROOM

**LEVELS** : 50 (HOTEL RESIDENCE)  
: 51-54 (SKY RESIDENCE)

**INTERIOR** : 1,250 SqFt 116 SqM

**BALCONY** : 225 SqFt 21 SqM

**TOTAL** : 1,475 SqFt 137 SqM



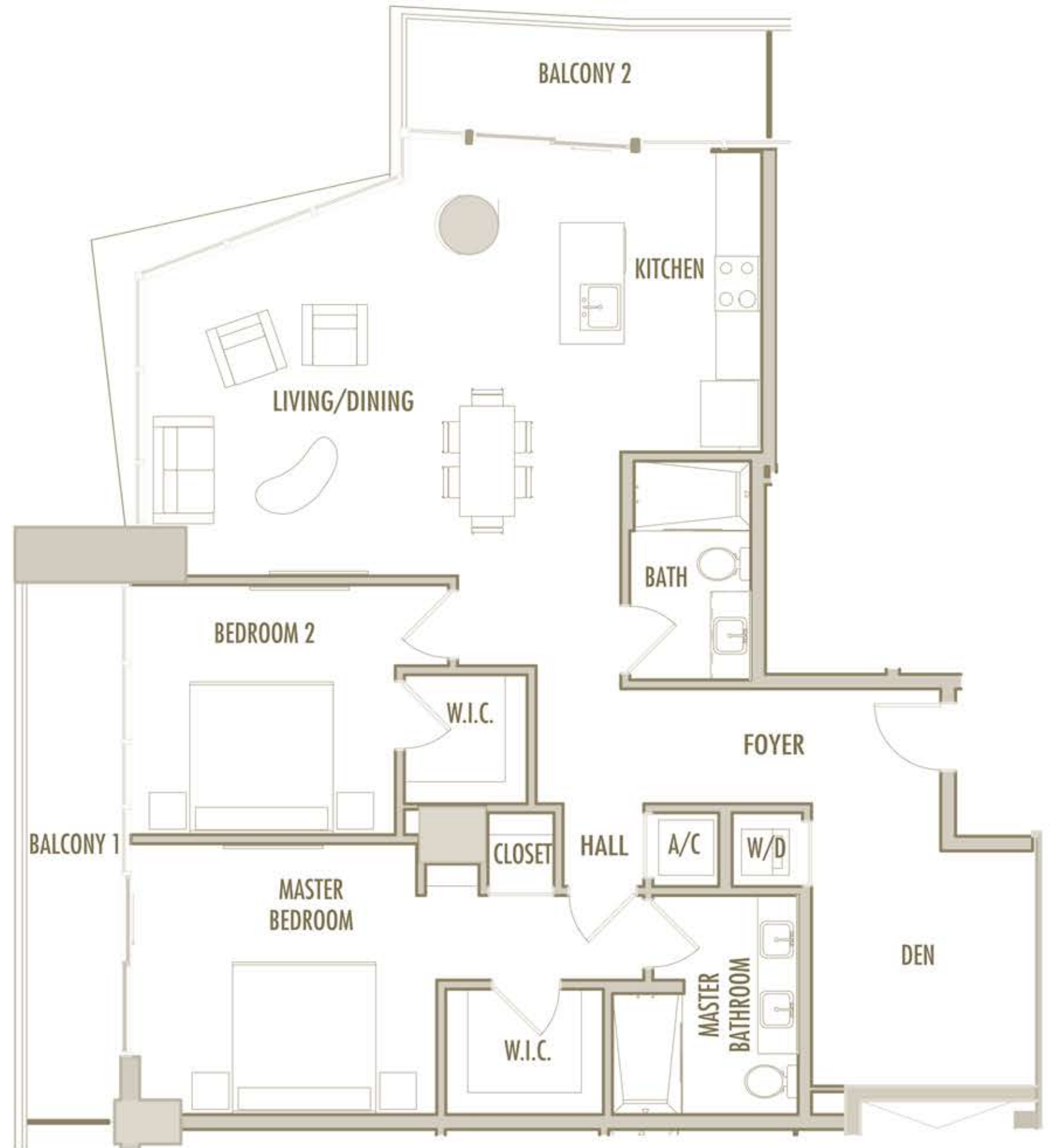
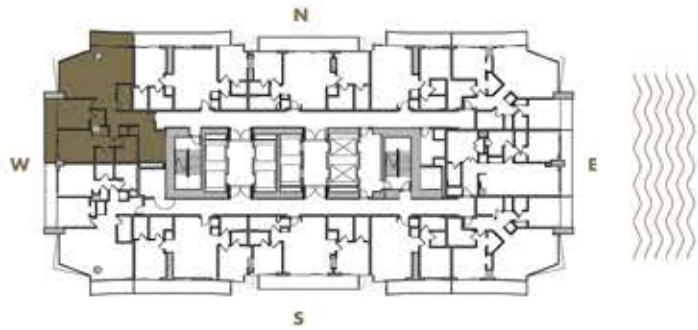
Given the nature of condominium ownership, the Unit boundaries are precisely defined in such a manner so that all components of the Building which are (or are potentially) utilized either by other Units or the Common Elements are excluded from the Unit. This would exclude, for instance, all structural walls, columns etc. and essentially limits the Unit boundaries to the interior airspace between the perimeter walls and excludes all interior structural components. For the precise Unit boundaries, see Section 3.2 of the Declaration. For your reference, the area of the Unit, determined in accordance with these defined Unit boundaries, is set forth herein (and labeled as "Unit Area"). Please note that the unique way of defining the boundaries actually makes the Unit appear to be smaller than it actually would be if standard architectural measuring techniques were used. Typically, apartments are measured to the exterior boundaries of the exterior walls and to the centerline of interior demising walls or to the exterior of walls adjoining corridors or other Common Elements without excluding areas that may be occupied by columns or other structural components.

# B-4

2 BEDROOM + DEN + 2 BATHROOM

LEVELS : 55-56

INTERIOR :	1,460 SqFt	136 SqM
BALCONY :	210-215 SqFt	19,5-20 SqM
<b>TOTAL</b> :	<b>1,670-1,675 SqFt</b>	<b>155-156 SqM</b>



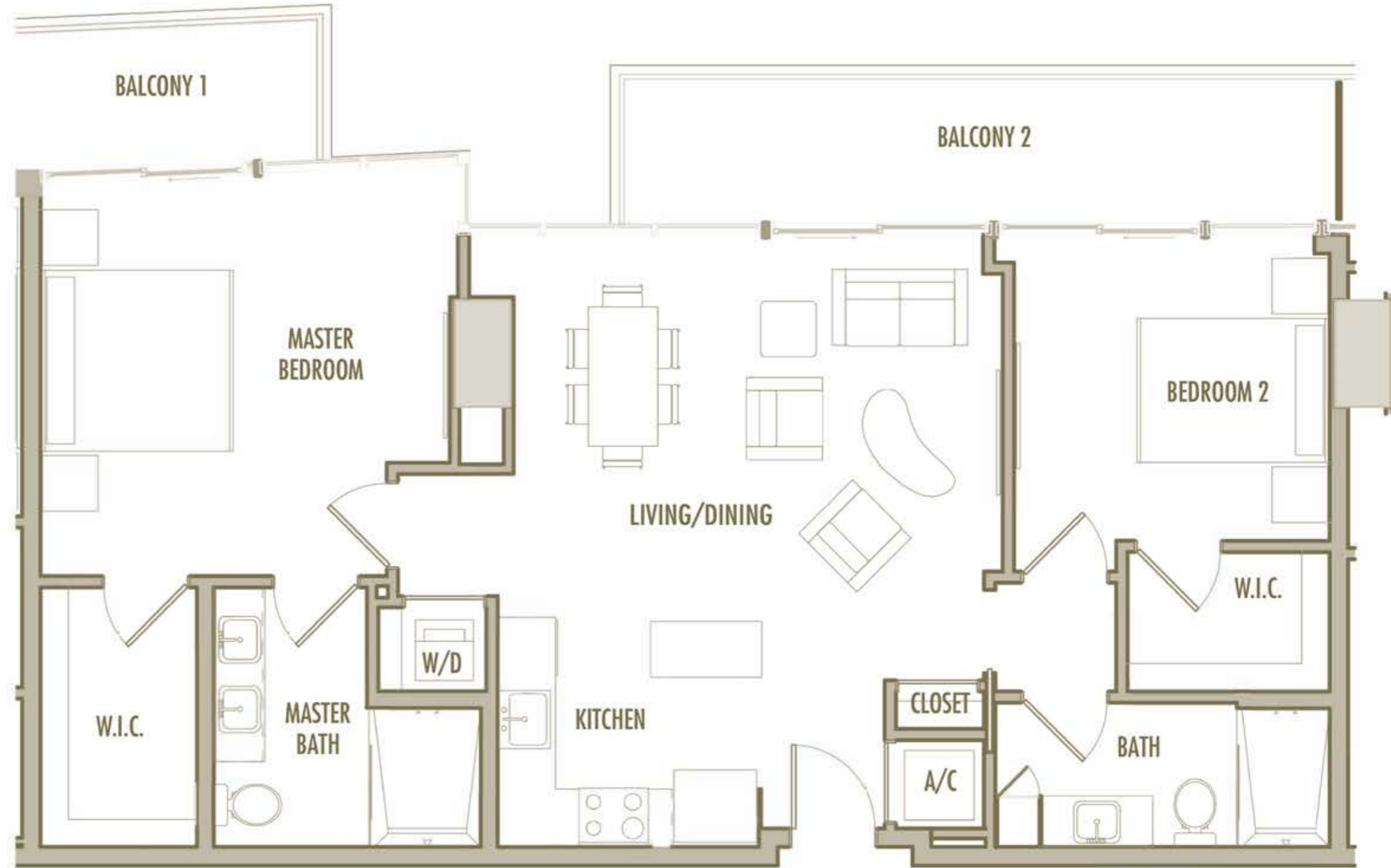
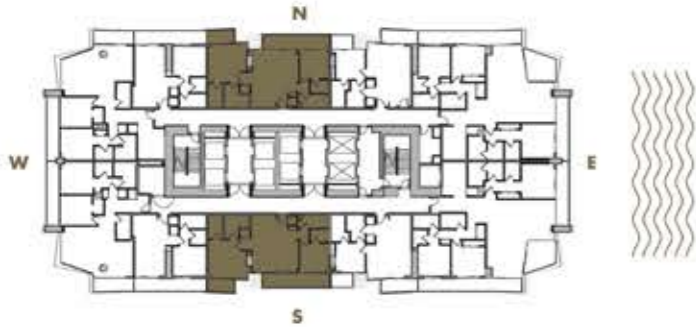
Given the nature of condominium ownership, the Unit boundaries are precisely defined in such a manner so that all components of the Building which are (or are potentially) utilized either by other Units or the Common Elements are excluded from the Unit. This would exclude, for instance, all structural walls, columns etc. and essentially limits the Unit boundaries to the interior airspace between the perimeter walls and excludes all interior structural components. For the precise Unit boundaries, see Section 3.2 of the Declaration. For your reference, the area of the Unit, determined in accordance with these defined Unit boundaries, is set forth hereon (and labeled as "Unit Area"). Please note that the unique way of defining the boundaries actually makes the Unit appear to be smaller than it actually would be if standard architectural measuring techniques were used. Typically, apartments are measured to the exterior boundaries of the exterior walls and to the centerline of interior demising walls or to the exterior of walls adjoining corridors or other Common Elements without excluding areas that may be occupied by columns or other structural components.

# B-5

2 BEDROOM + 2 BATHROOM

LEVELS : 58-62

INTERIOR :	1,120 SqFt	104 SqM
BALCONY :	205-210 SqFt	19-19,5 SqM
<b>TOTAL</b> :	<b>1,325-1,330 SqFt</b>	<b>123-124 SqM</b>



Given the nature of condominium ownership, the Unit boundaries are precisely defined in such a manner so that all components of the Building which are (or are potentially) utilized either by other Units or the Common Elements are excluded from the Unit. This would exclude, for instance, all structural walls, columns etc. and essentially limits the Unit boundaries to the interior airspace between the perimeter walls and excludes all interior structural components. For the precise Unit boundaries, see Section 3.2 of the Declaration. For your reference, the area of the Unit, determined in accordance with these defined Unit boundaries, is set forth hereon (and labeled as "Unit Area"). Please note that the unique way of defining the boundaries actually makes the Unit appear to be smaller than it actually would be if standard architectural measuring techniques were used. Typically, apartments are measured to the exterior boundaries of the exterior walls and to the centerline of interior demising walls or to the exterior of walls adjoining corridors or other Common Elements without excluding areas that may be occupied by columns or other structural components.

# B-6

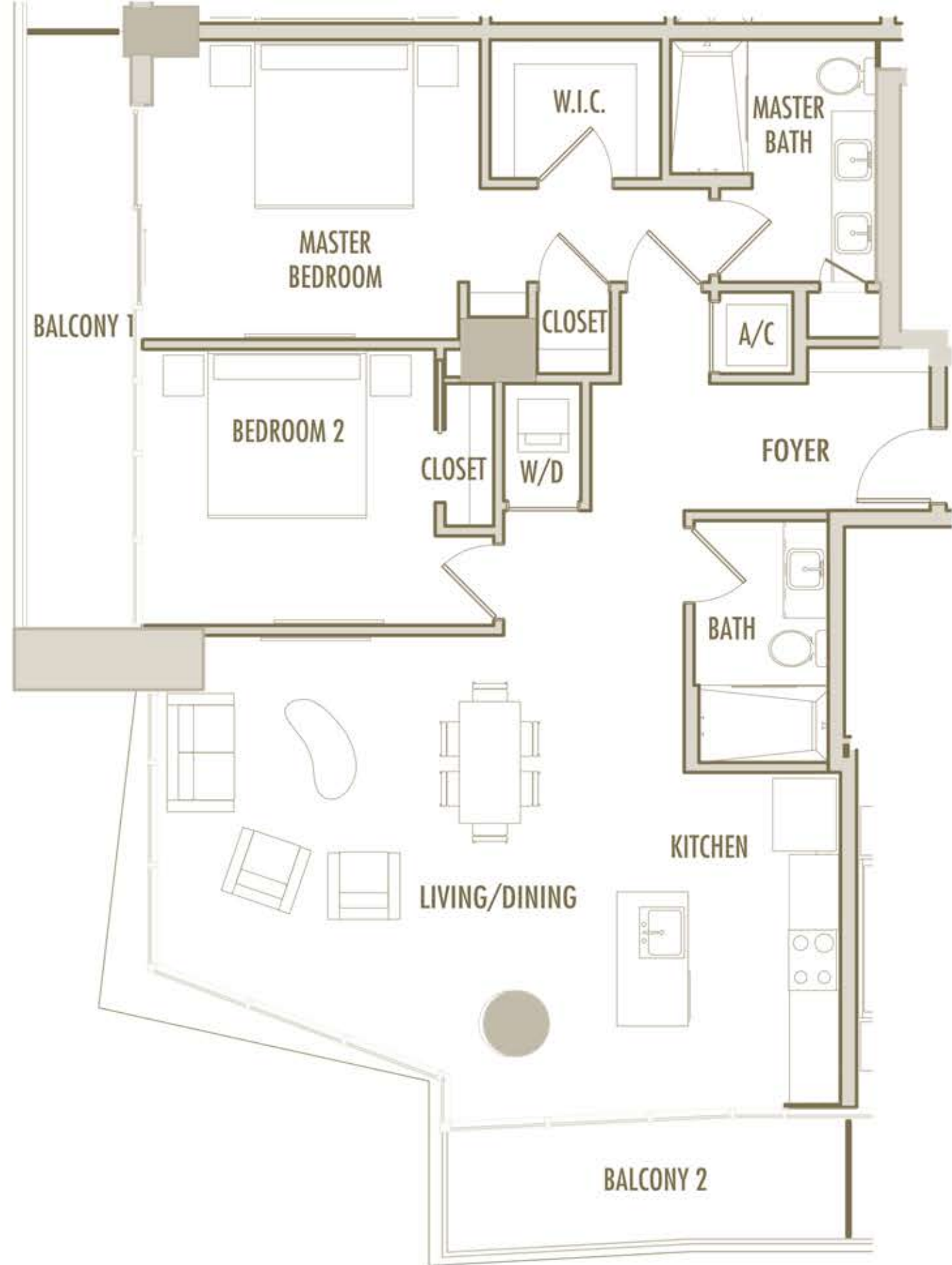
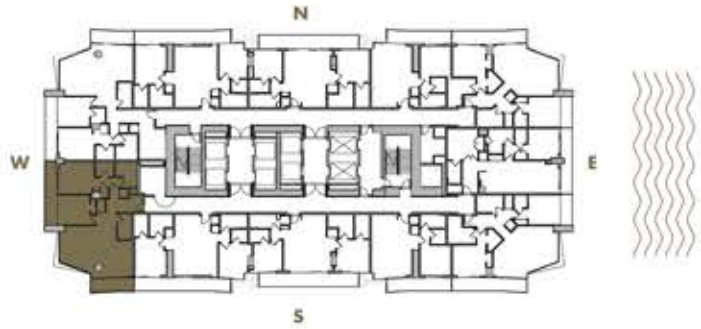
2 BEDROOM + 2 BATHROOM

LEVELS : 55-56

INTERIOR : 1,300 SqFt 121 SqM

BALCONY : 215 SqFt 20 SqM

TOTAL : 1,515 SqFt 141 SqM



Given the nature of condominium ownership, the Unit boundaries are precisely defined in such a manner so that all components of the Building which are (or are potentially) utilized either by other Units or the Common Elements are excluded from the Unit. This would exclude, for instance, all structural walls, columns etc. and essentially limits the Unit boundaries to the interior airspace between the perimeter walls and excludes all interior structural components. For the precise Unit boundaries, see Section 3.2 of the Declaration. For your reference, the area of the Unit, determined in accordance with these defined Unit boundaries, is set forth hereon (and labeled as "Unit Area"). Please note that the unique way of defining the boundaries actually makes the Unit appear to be smaller than it actually would be if standard architectural measuring techniques were used. Typically, apartments are measured to the exterior boundaries of the exterior walls and to the centerline of interior demising walls or to the exterior of walls adjoining corridors or other Common Elements without excluding areas that may be occupied by columns or other structural components.

# B-7

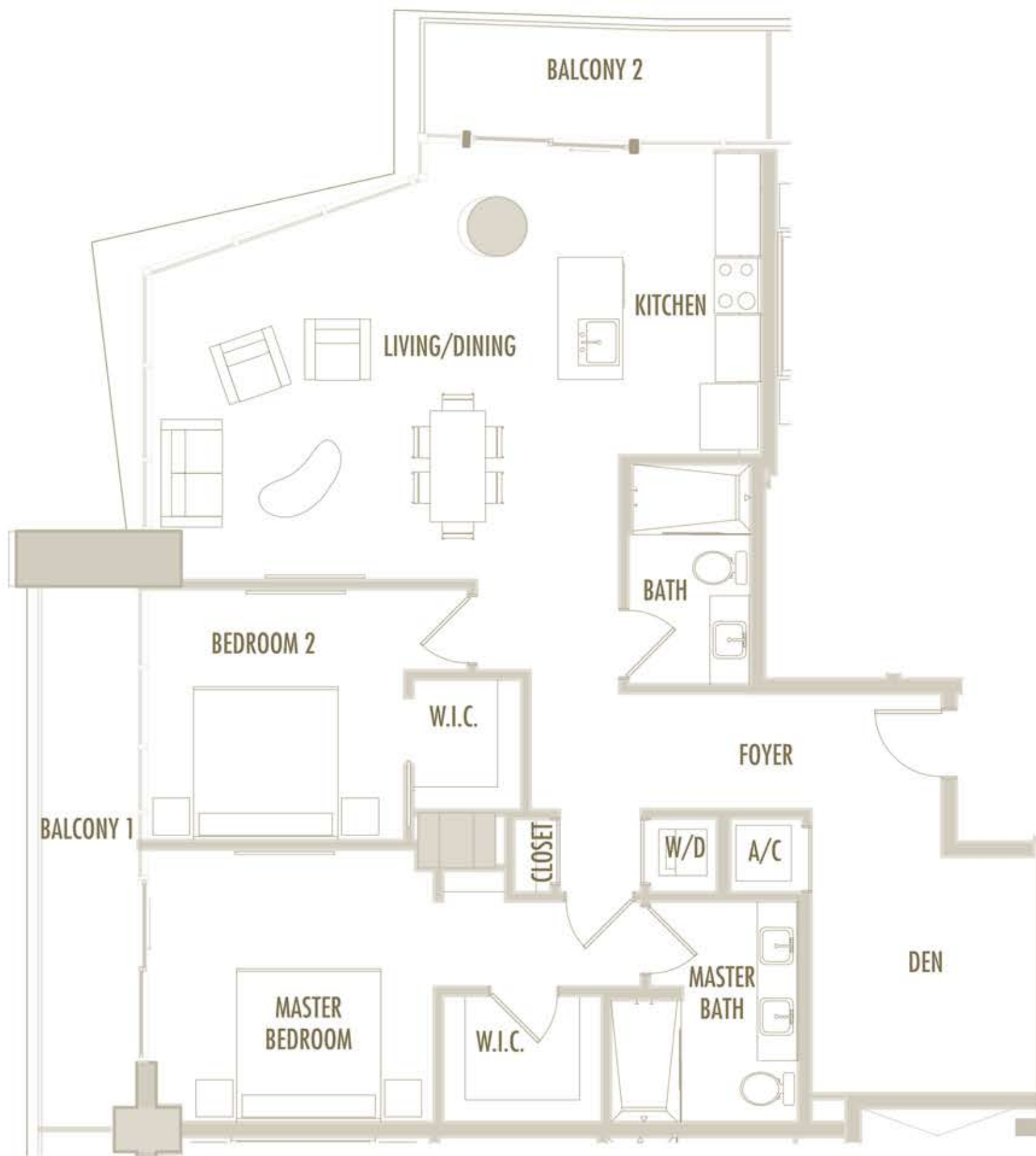
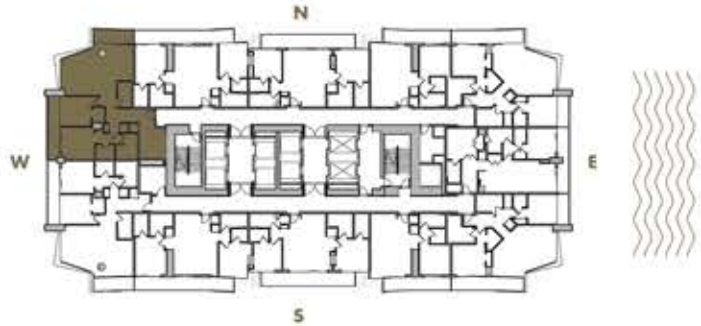
2 BEDROOM + DEN + 2 BATHROOM

LEVELS : 57

INTERIOR : 1,425 SqFt 132 SqM

BALCONY : 205 SqFt 19 SqM

TOTAL : 1,630 SqFt 151 SqM



Given the nature of condominium ownership, the Unit boundaries are precisely defined in such a manner so that all components of the Building which are (or are potentially) utilized either by other Units or the Common Elements are excluded from the Unit. This would exclude, for instance, all structural walls, columns etc. and essentially limits the Unit boundaries to the interior airspace between the perimeter walls and excludes all interior structural components. For the precise Unit boundaries, see Section 3.2 of the Declaration. For your reference, the area of the Unit, determined in accordance with these defined Unit boundaries, is set forth hereon (and labeled as "Unit Area"). Please note that the unique way of defining the boundaries actually makes the Unit appear to be smaller than it actually would be if standard architectural measuring techniques were used. Typically, apartments are measured to the exterior boundaries of the exterior walls and to the centerline of interior demising walls or to the exterior of walls adjoining corridors or other Common Elements without excluding areas that may be occupied by columns or other structural components.

# B-8

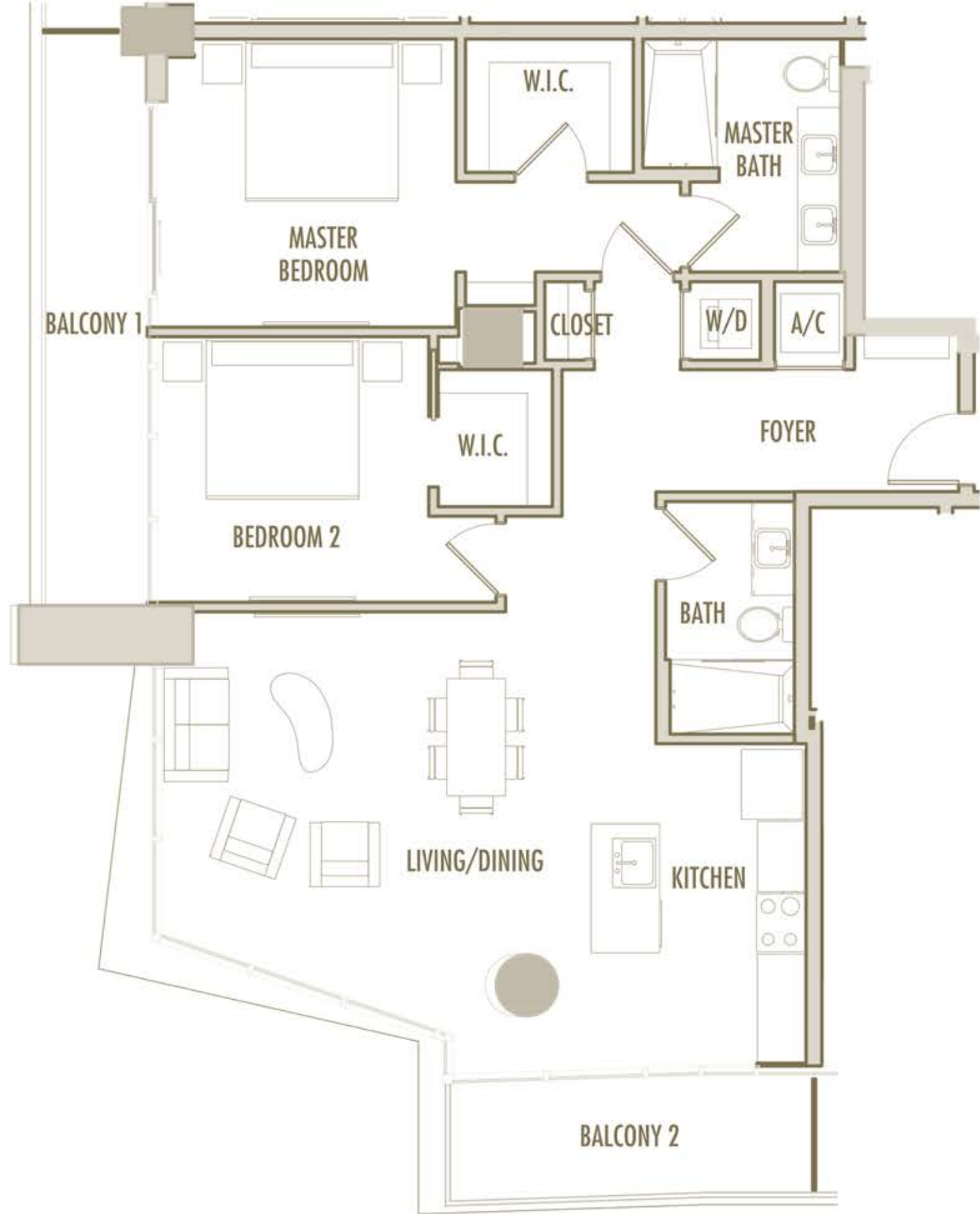
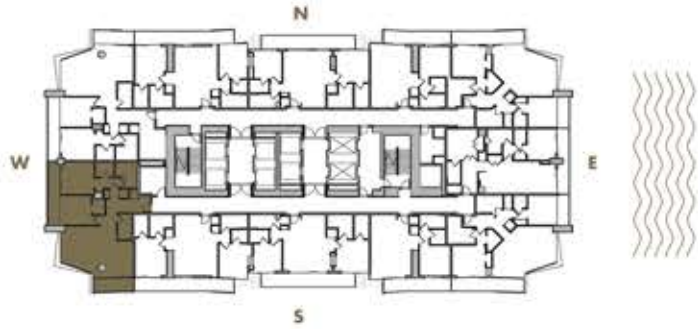
2 BEDROOM + 2 BATHROOM

LEVELS : 57

**INTERIOR** : 1,285 SqFt 119 SqM

**BALCONY** : 205 SqFt 19 SqM

**TOTAL** : 1,490 SqFt 138 SqM



Given the nature of condominium ownership, the Unit boundaries are precisely defined in such a manner so that all components of the Building which are (or are potentially) utilized either by other Units or the Common Elements are excluded from the Unit. This would exclude, for instance, all structural walls, columns etc. and essentially limits the Unit boundaries to the interior airspace between the perimeter walls and excludes all interior structural components. For the precise Unit boundaries, see Section 3.2 of the Declaration. For your reference, the area of the Unit, determined in accordance with these defined Unit boundaries, is set forth hereon (and labeled as "Unit Area"). Please note that the unique way of defining the boundaries actually makes the Unit appear to be smaller than it actually would be if standard architectural measuring techniques were used. Typically, apartments are measured to the exterior boundaries of the exterior walls and to the centerline of interior demising walls or to the exterior of walls adjoining corridors or other Common Elements without excluding areas that may be occupied by columns or other structural components.

# B-9

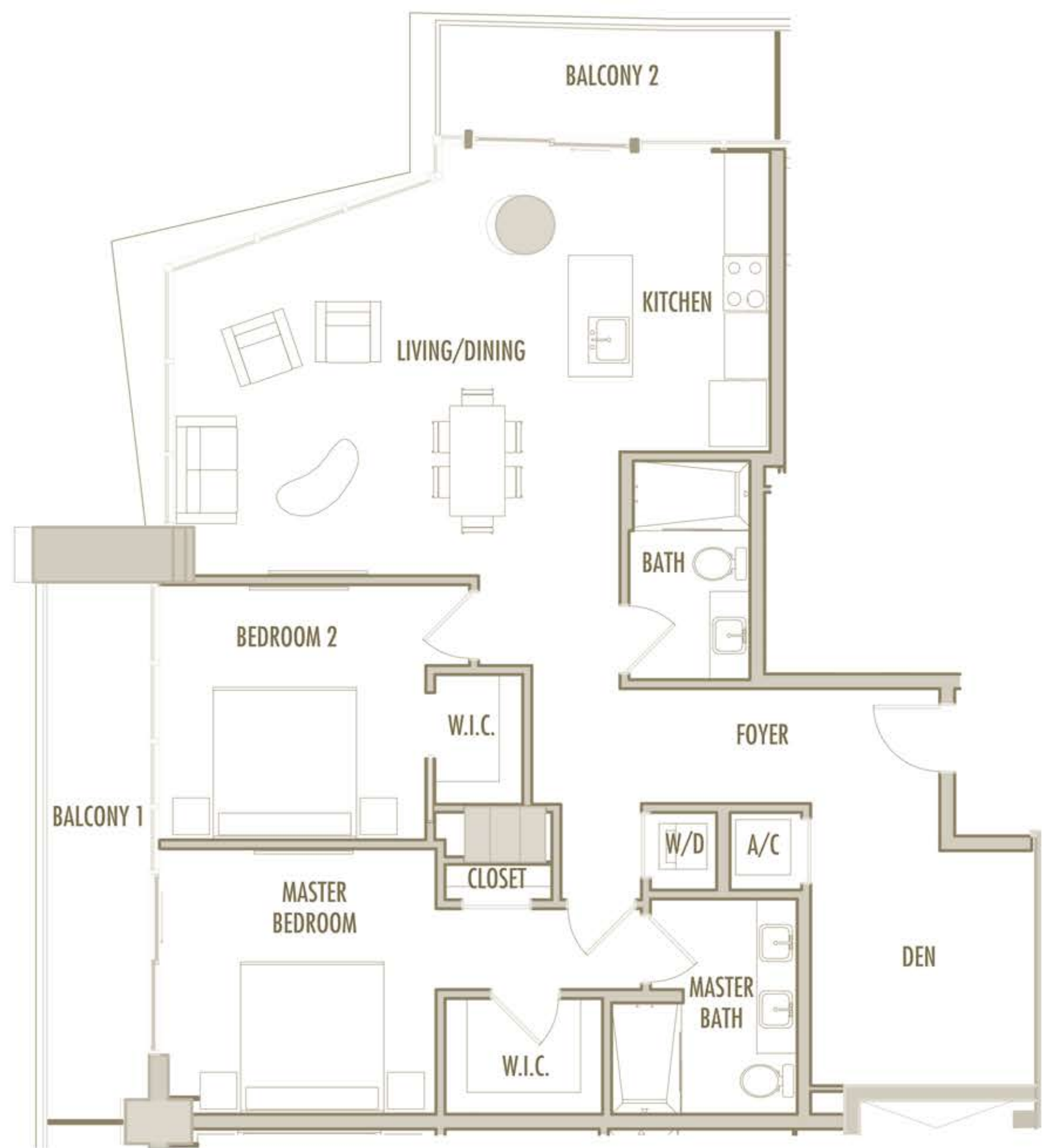
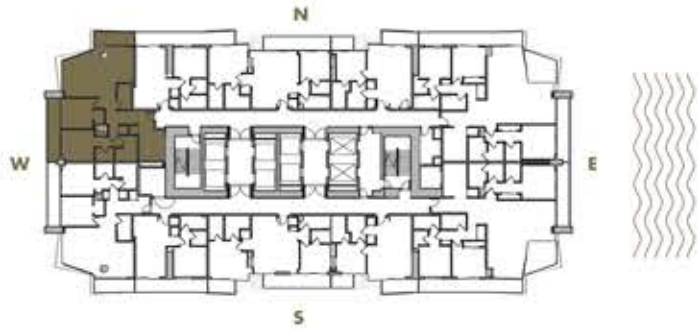
2 BEDROOM + DEN + 2 BATHROOM

LEVELS : 58

INTERIOR : 1,410 SqFt 131 SqM

BALCONY : 215 SqFt 20 SqM

TOTAL : 1,625 SqFt 151 SqM



Given the nature of condominium ownership, the Unit boundaries are precisely defined in such a manner so that all components of the Building which are (or are potentially) utilized either by other Units or the Common Elements are excluded from the Unit. This would exclude, for instance, all structural walls, columns etc. and essentially limits the Unit boundaries to the interior airspace between the perimeter walls and excludes all interior structural components. For the precise Unit boundaries, see Section 3.2 of the Declaration. For your reference, the area of the Unit, determined in accordance with these defined Unit boundaries, is set forth hereon (and labeled as "Unit Area"). Please note that the unique way of defining the boundaries actually makes the Unit appear to be smaller than it actually would be if standard architectural measuring techniques were used. Typically, apartments are measured to the exterior boundaries of the exterior walls and to the centerline of interior demising walls or to the exterior of walls adjoining corridors or other Common Elements without excluding areas that may be occupied by columns or other structural components.

# B-10

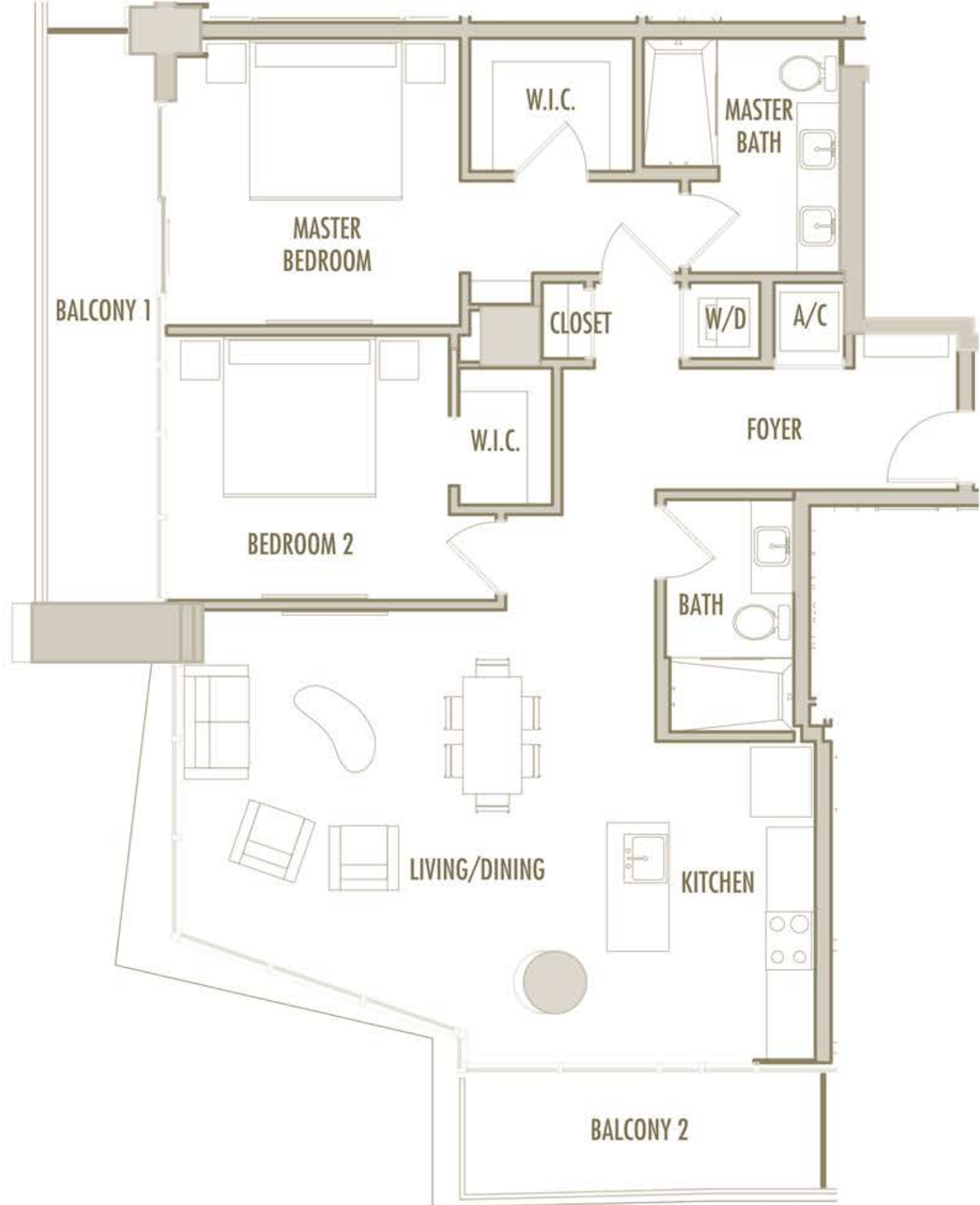
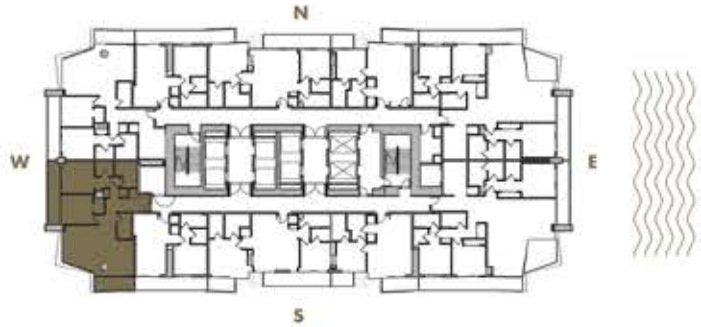
2 BEDROOM + 2 BATHROOM

LEVELS : 58

INTERIOR : 1,270 SqFt 118 SqM

BALCONY : 215 SqFt 20 SqM

TOTAL : 1,485 SqFt 138 SqM



Given the nature of condominium ownership, the Unit boundaries are precisely defined in such a manner so that all components of the Building which are (or are potentially) utilized either by other Units or the Common Elements are excluded from the Unit. This would exclude, for instance, all structural walls, columns etc. and essentially limits the Unit boundaries to the interior airspace between the perimeter walls and excludes all interior structural components. For the precise Unit boundaries, see Section 3.2 of the Declaration. For your reference, the area of the Unit, determined in accordance with these defined Unit boundaries, is set forth hereon (and labeled as "Unit Area"). Please note that the unique way of defining the boundaries actually makes the Unit appear to be smaller than it actually would be if standard architectural measuring techniques were used. Typically, apartments are measured to the exterior boundaries of the exterior walls and to the centerline of interior demising walls or to the exterior of walls adjoining corridors or other Common Elements without excluding areas that may be occupied by columns or other structural components.

# B-11

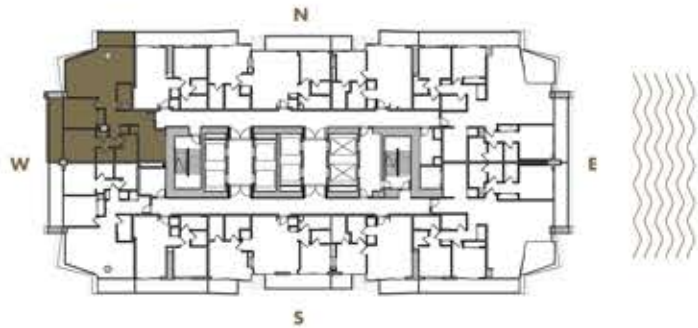
2 BEDROOM + DEN + 2 BATHROOM

LEVELS : 59

INTERIOR : 1,365 SqFt 127 SqM

BALCONY : 210 SqFt 20 SqM

TOTAL : 1,575 SqFt 146 SqM



Given the nature of condominium ownership, the Unit boundaries are precisely defined in such a manner so that all components of the Building which are (or are potentially) utilized either by other Units or the Common Elements are excluded from the Unit. This would exclude, for instance, all structural walls, columns etc. and essentially limits the Unit boundaries to the interior airspace between the perimeter walls and excludes all interior structural components. For the precise Unit boundaries, see Section 3.2 of the Declaration. For your reference, the area of the Unit, determined in accordance with these defined Unit boundaries, is set forth hereon (and labeled as "Unit Area"). Please note that the unique way of defining the boundaries actually makes the Unit appear to be smaller than it actually would be if standard architectural measuring techniques were used. Typically, apartments are measured to the exterior boundaries of the exterior walls and to the centerline of interior demising walls or to the exterior of walls adjoining corridors or other Common Elements without excluding areas that may be occupied by columns or other structural components.

# B-12

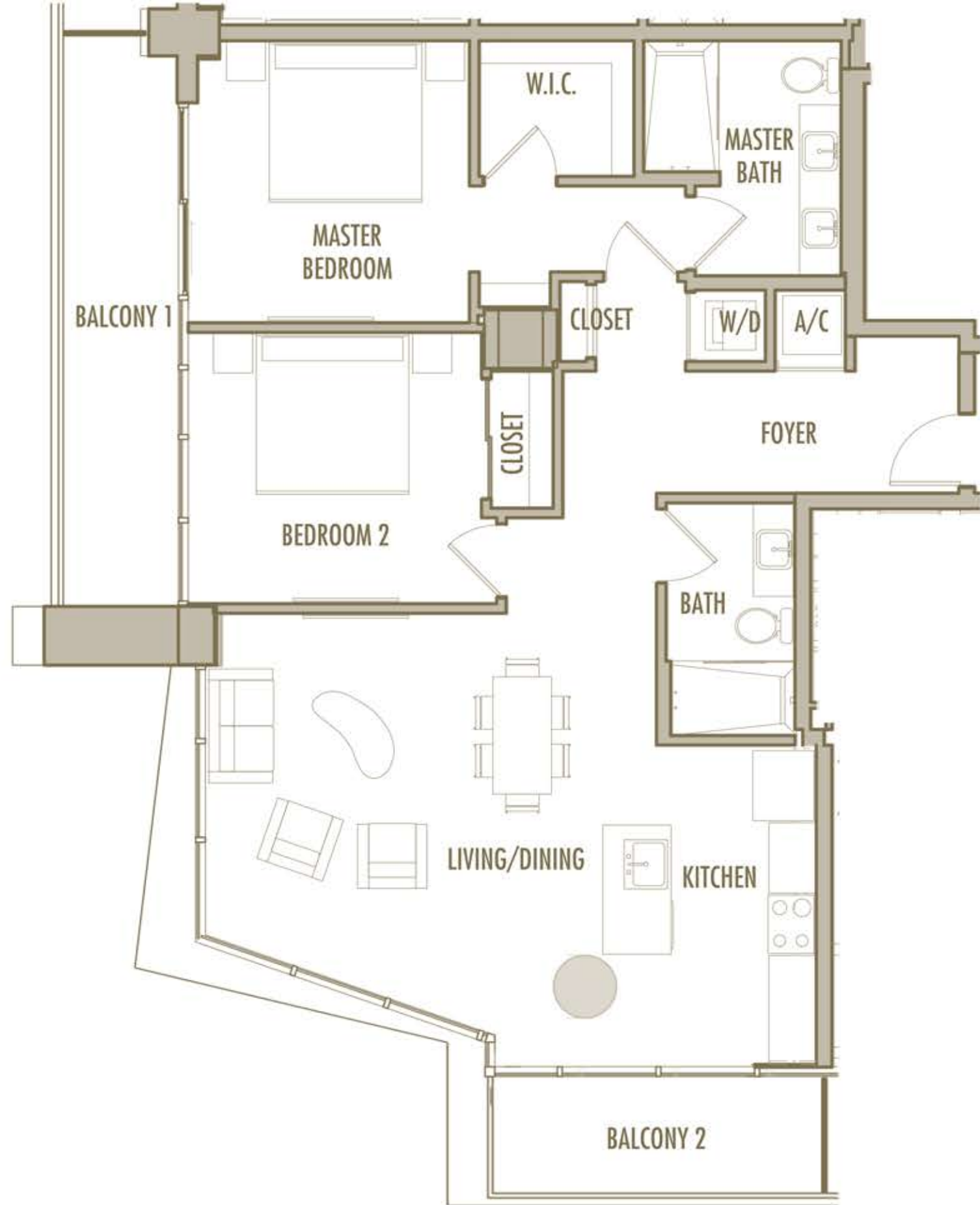
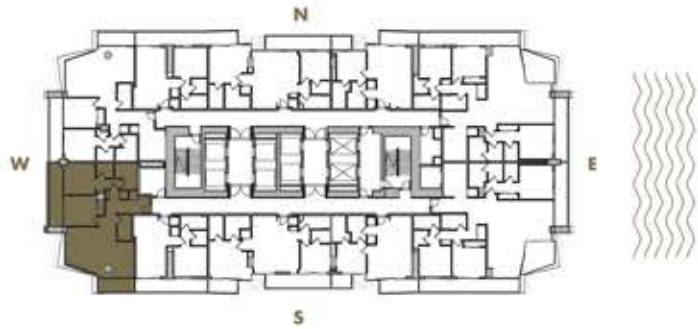
2 BEDROOM + 2 BATHROOM

LEVELS : 59

INTERIOR : 1,225 SqFt 114 SqM

BALCONY : 210 SqFt 20 SqM

TOTAL : 1,435 SqFt 133 SqM



Given the nature of condominium ownership, the Unit boundaries are precisely defined in such a manner so that all components of the Building which are (or are potentially) utilized either by other Units or the Common Elements are excluded from the Unit. This would exclude, for instance, all structural walls, columns etc. and essentially limits the Unit boundaries to the interior airspace between the perimeter walls and excludes all interior structural components. For the precise Unit boundaries, see Section 3.2 of the Declaration. For your reference, the area of the Unit, determined in accordance with these defined Unit boundaries, is set forth hereon (and labeled as "Unit Area"). Please note that the unique way of defining the boundaries actually makes the Unit appear to be smaller than it actually would be if standard architectural measuring techniques were used. Typically, apartments are measured to the exterior boundaries of the exterior walls and to the centerline of interior demising walls or to the exterior of walls adjoining corridors or other Common Elements without excluding areas that may be occupied by columns or other structural components.

# B-13

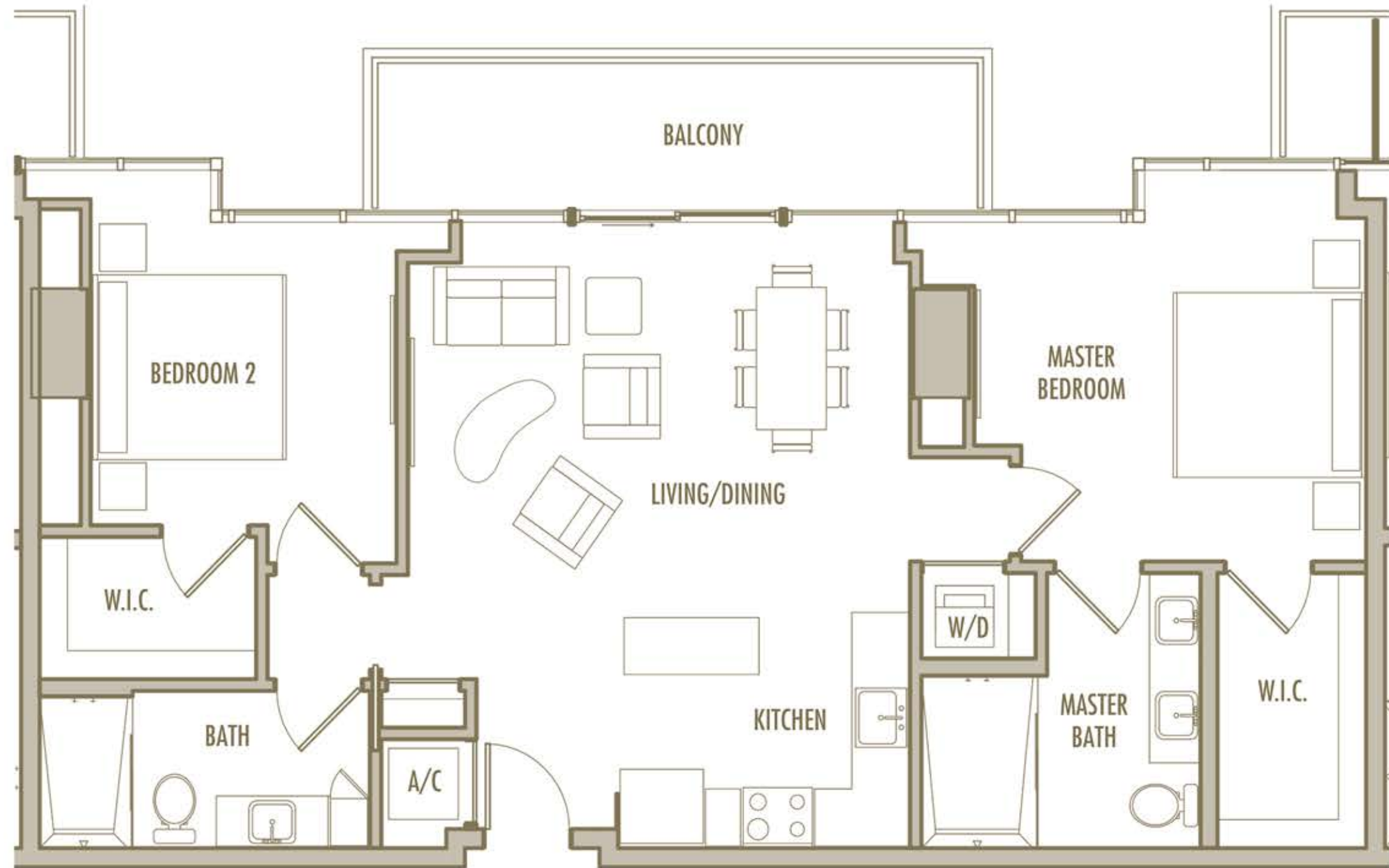
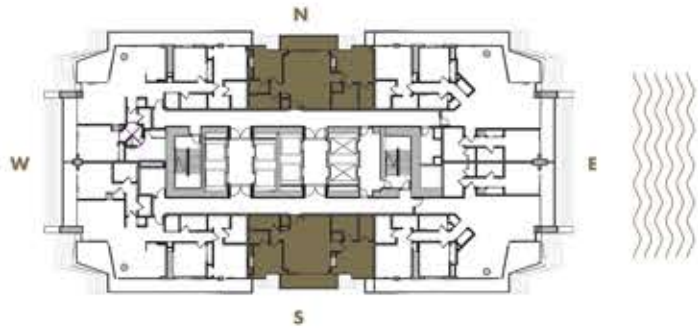
2 BEDROOM + 2 BATHROOM

LEVELS : 63

INTERIOR : 1,135 SqFt 105 SqM

BALCONY : 130 SqFt 12 SqM

TOTAL : 1,265 SqFt 118 SqM



# B-14

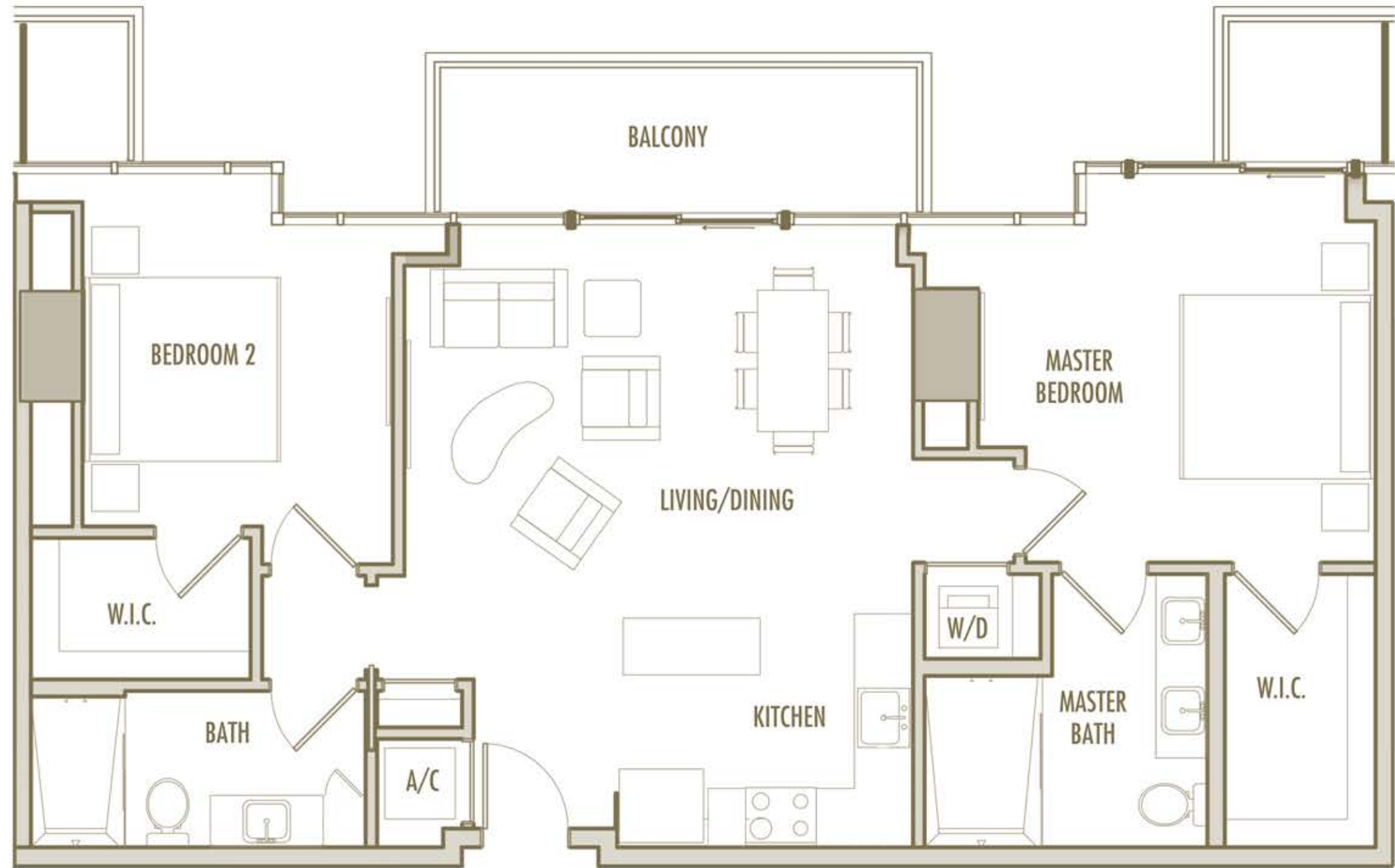
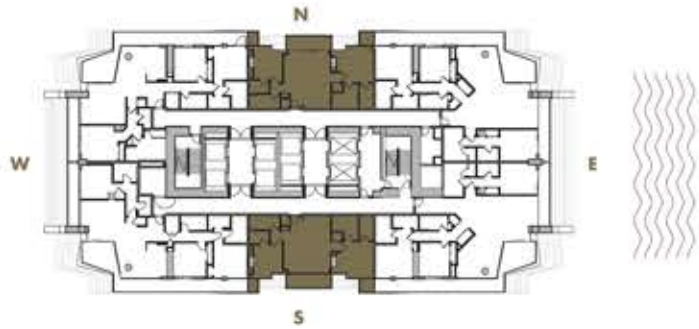
2 BEDROOM + 2 BATHROOM

LEVELS : 64

INTERIOR : 1,145 SqFt 106 SqM

BALCONY : 100 SqFt 9 SqM

TOTAL : 1,245 SqFt 116 SqM



Given the nature of condominium ownership, the Unit boundaries are precisely defined in such a manner so that all components of the Building which are (or are potentially) utilized either by other Units or the Common Elements are excluded from the Unit. This would exclude, for instance, all structural walls, columns etc. and essentially limits the Unit boundaries to the interior airspace between the perimeter walls and excludes all interior structural components. For the precise Unit boundaries, see Section 3.2 of the Declaration. For your reference, the area of the Unit, determined in accordance with these defined Unit boundaries, is set forth hereon (and labeled as "Unit Area"). Please note that the unique way of defining the boundaries actually makes the Unit appear to be smaller than it actually would be if standard architectural measuring techniques were used. Typically, apartments are measured to the exterior boundaries of the exterior walls and to the centerline of interior demising walls or to the exterior of walls adjoining corridors or other Common Elements without excluding areas that may be occupied by columns or other structural components.

# B-15

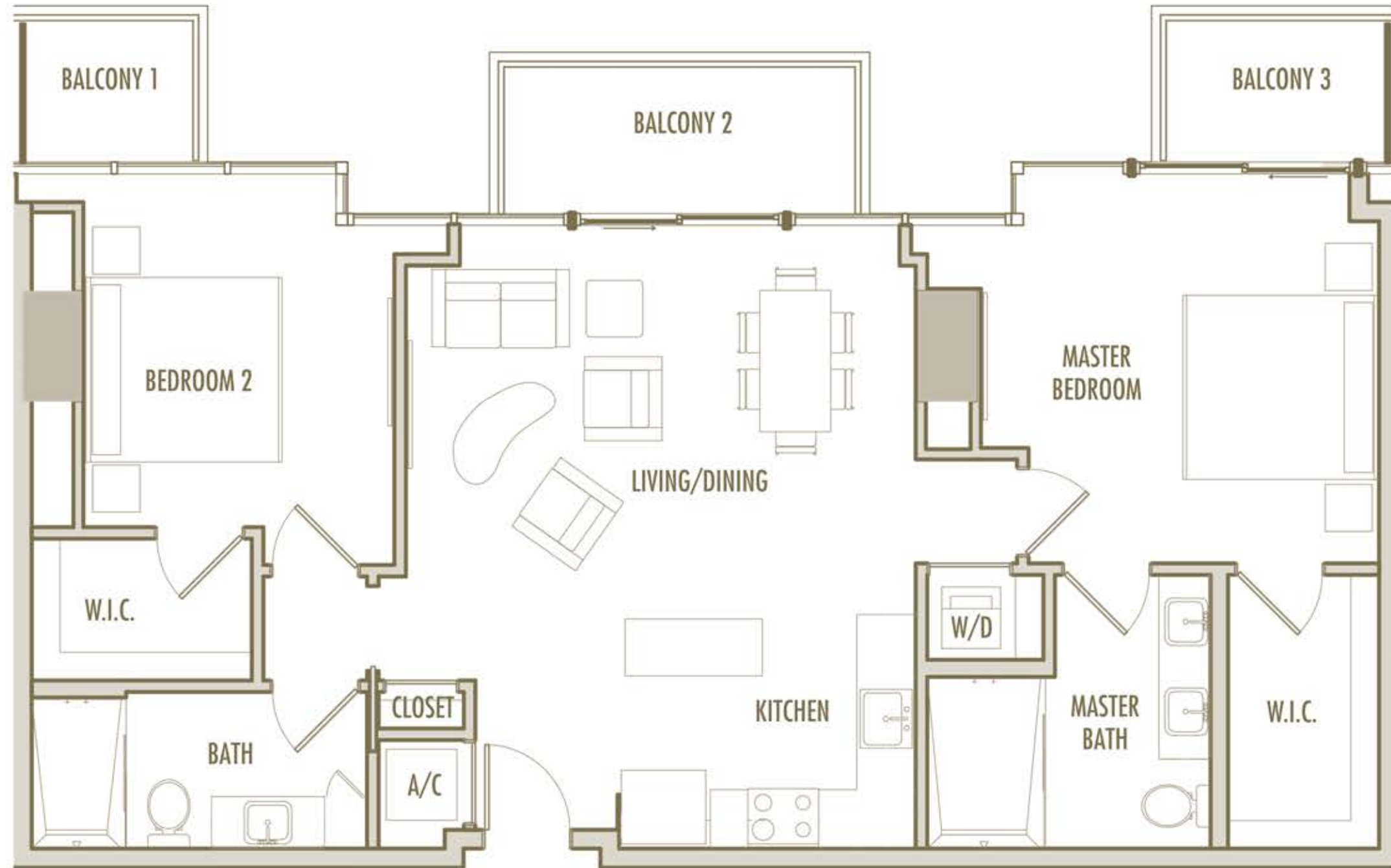
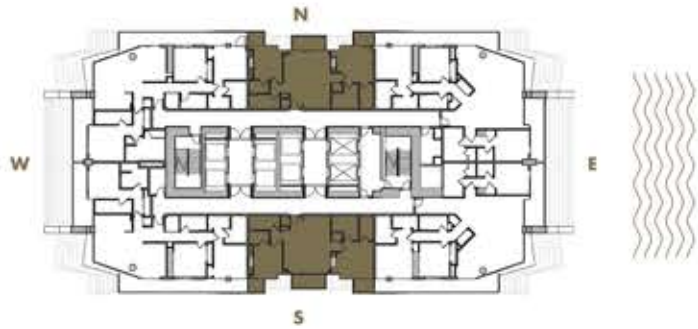
2 BEDROOM + 2 BATHROOM

LEVELS : 65

INTERIOR : 1,155 SqFt 107 SqM

BALCONY : 155 SqFt 14 SqM

TOTAL : 1,310 SqFt 122 SqM



Given the nature of condominium ownership, the Unit boundaries are precisely defined in such a manner so that all components of the Building which are (or are potentially) utilized either by other Units or the Common Elements are excluded from the Unit. This would exclude, for instance, all structural walls, columns etc. and essentially limits the Unit boundaries to the interior airspace between the perimeter walls and excludes all interior structural components. For the precise Unit boundaries, see Section 3.2 of the Declaration. For your reference, the area of the Unit, determined in accordance with these defined Unit boundaries, is set forth hereon (and labeled as "Unit Area"). Please note that the unique way of defining the boundaries actually makes the Unit appear to be smaller than it actually would be if standard architectural measuring techniques were used. Typically, apartments are measured to the exterior boundaries of the exterior walls and to the centerline of interior demising walls or to the exterior of walls adjoining corridors or other Common Elements without excluding areas that may be occupied by columns or other structural components.

# B-16

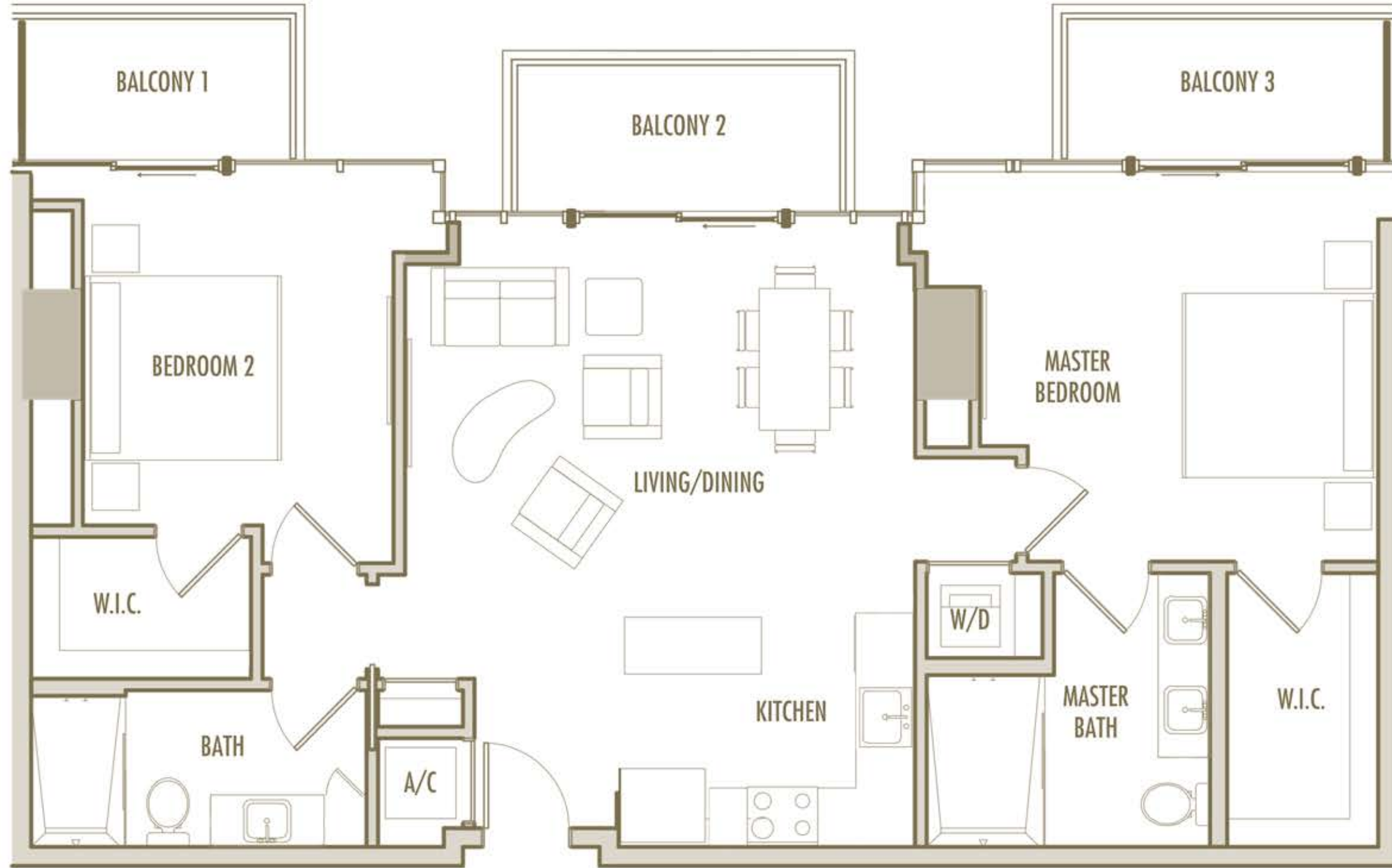
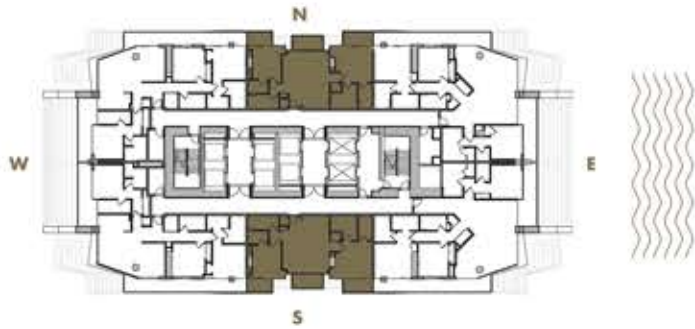
2 BEDROOM + 2 BATHROOM

LEVELS : 66

INTERIOR : 1,165 SqFt 108 SqM

BALCONY : 190 SqFt 18 SqM

TOTAL : 1,355 SqFt 126 SqM



# B-18

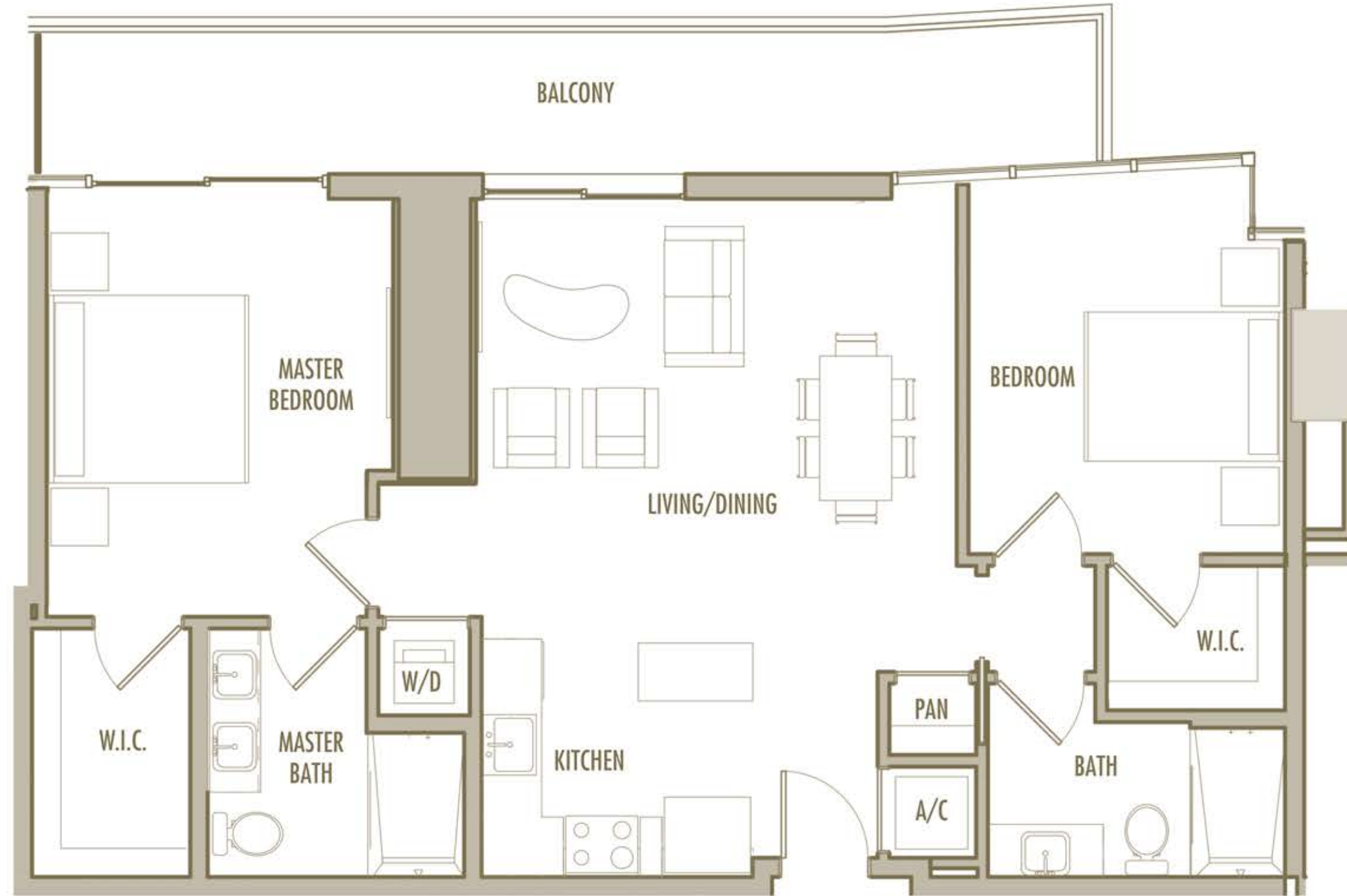
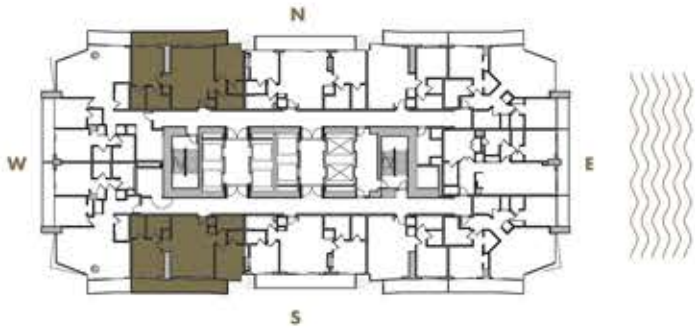
2 BEDROOM + 2 BATHROOM

LEVELS : 55-57

INTERIOR : 1,100 SqFt 102 SqM

BALCONY : 205-210 SqFt 19-19,5 SqM

TOTAL : 1,305-1,310 SqFt 121-122 SqM



# B-19

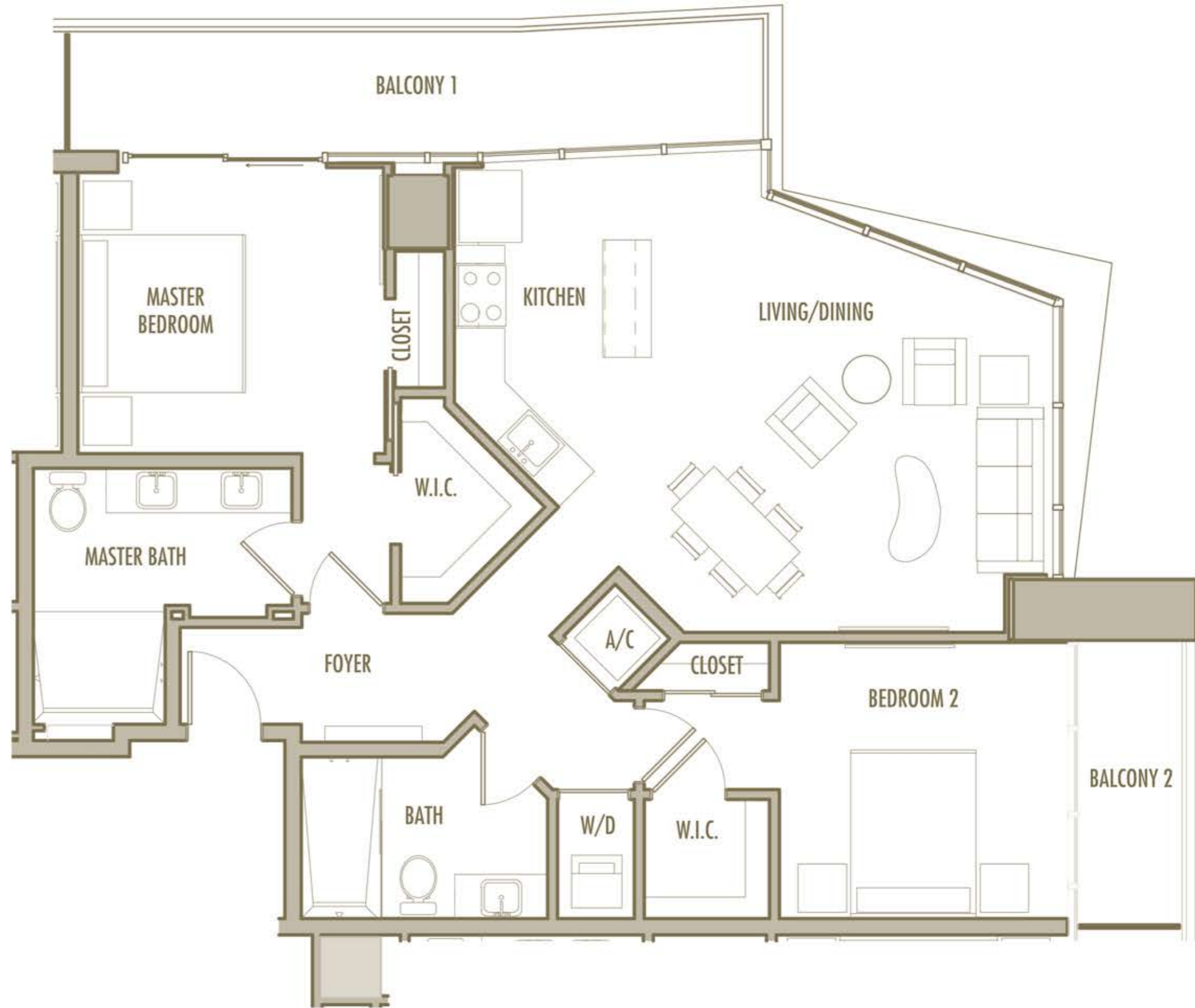
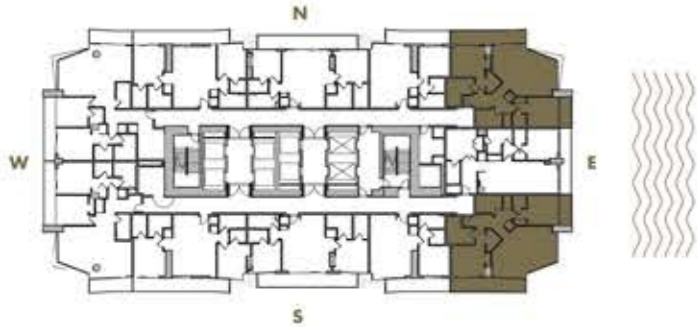
2 BEDROOM + 2 BATHROOM

LEVELS : 55-56

INTERIOR : 1,225 SqFt 114 SqM

BALCONY : 210-215 SqFt 19,5-20 SqM

TOTAL : 1,435-1,440 SqFt 133-134 SqM



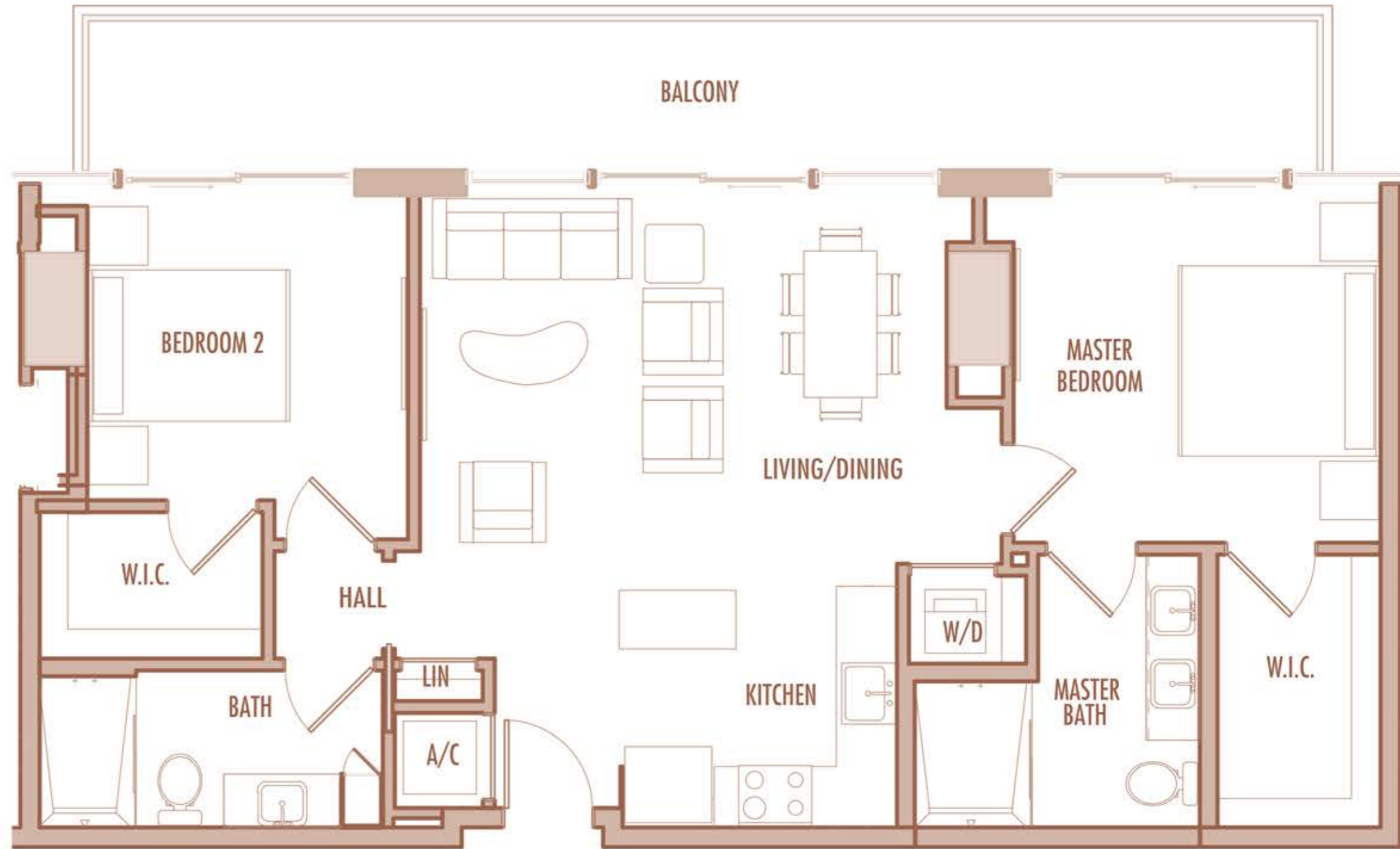
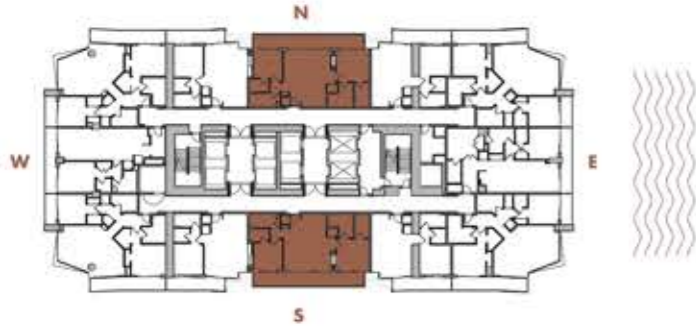
Given the nature of condominium ownership, the Unit boundaries are precisely defined in such a manner so that all components of the Building which are (or are potentially) utilized either by other Units or the Common Elements are excluded from the Unit. This would exclude, for instance, all structural walls, columns etc. and essentially limits the Unit boundaries to the interior airspace between the perimeter walls and excludes all interior structural components. For the precise Unit boundaries, see Section 3.2 of the Declaration. For your reference, the area of the Unit, determined in accordance with these defined Unit boundaries, is set forth hereon (and labeled as "Unit Area"). Please note that the unique way of defining the boundaries actually makes the Unit appear to be smaller than it actually would be if standard architectural measuring techniques were used. Typically, apartments are measured to the exterior boundaries of the exterior walls and to the centerline of interior demising walls or to the exterior of walls adjoining corridors or other Common Elements without excluding areas that may be occupied by columns or other structural components.

# B-1

2 BEDROOM + 2 BATHROOM

**LEVELS** : 50 (HOTEL RESIDENCE)  
: 51-57 (SKY RESIDENCE)

**INTERIOR** : 1,060 SqFt 98 SqM  
**BALCONY** : 205-245 SqFt 19-23 SqM  
**TOTAL** : 1,265-1,305 SqFt 118-121 SqM



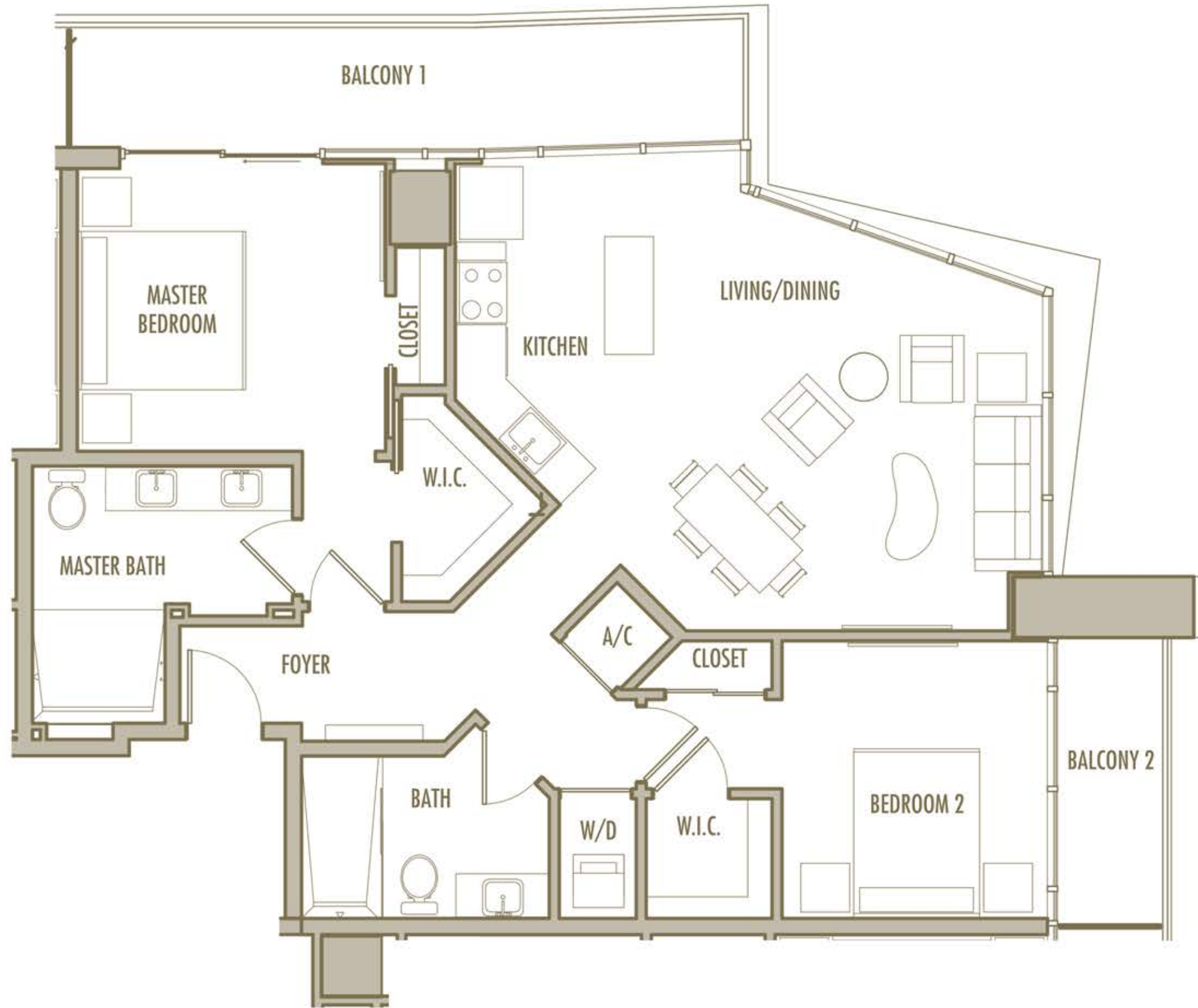
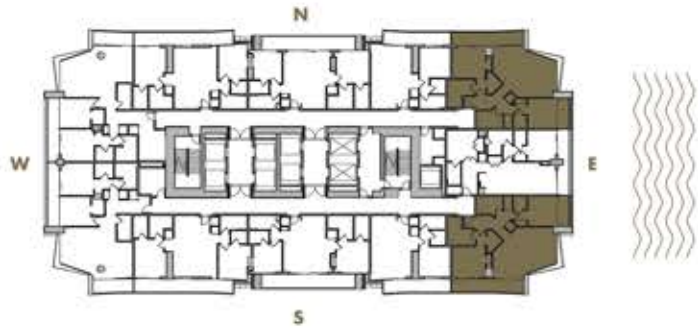
Given the nature of condominium ownership, the Unit boundaries are precisely defined in such a manner so that all components of the Building which are (or are potentially) utilized either by other Units or the Common Elements are excluded from the Unit. This would exclude, for instance, all structural walls, columns etc. and essentially limits the Unit boundaries to the interior airspace between the perimeter walls and excludes all interior structural components. For the precise Unit boundaries, see Section 3.2 of the Declaration. For your reference, the area of the Unit, determined in accordance with these defined Unit boundaries, is set forth hereon (and labeled as "Unit Area"). Please note that the unique way of defining the boundaries actually makes the Unit appear to be smaller than it actually would be if standard architectural measuring techniques were used. Typically, apartments are measured to the exterior boundaries of the exterior walls and to the centerline of interior demising walls or to the exterior of walls adjoining corridors or other Common Elements without excluding areas that may be occupied by columns or other structural components.

# B-20

2 BEDROOM + 2 BATHROOM

LEVELS : 57

INTERIOR :	1,200 SqFt	111 SqM
BALCONY :	210 SqFt	20 SqM
<b>TOTAL :</b>	<b>1,410 SqFt</b>	<b>131 SqM</b>



Given the nature of condominium ownership, the Unit boundaries are precisely defined in such a manner so that all components of the Building which are (or are potentially) utilized either by other Units or the Common Elements are excluded from the Unit. This would exclude, for instance, all structural walls, columns etc. and essentially limits the Unit boundaries to the interior airspace between the perimeter walls and excludes all interior structural components. For the precise Unit boundaries, see Section 3.2 of the Declaration. For your reference, the area of the Unit, determined in accordance with these defined Unit boundaries, is set forth hereon (and labeled as "Unit Area"). Please note that the unique way of defining the boundaries actually makes the Unit appear to be smaller than it actually would be if standard architectural measuring techniques were used. Typically, apartments are measured to the exterior boundaries of the exterior walls and to the centerline of interior demising walls or to the exterior of walls adjoining corridors or other Common Elements without excluding areas that may be occupied by columns or other structural components.

# B-21

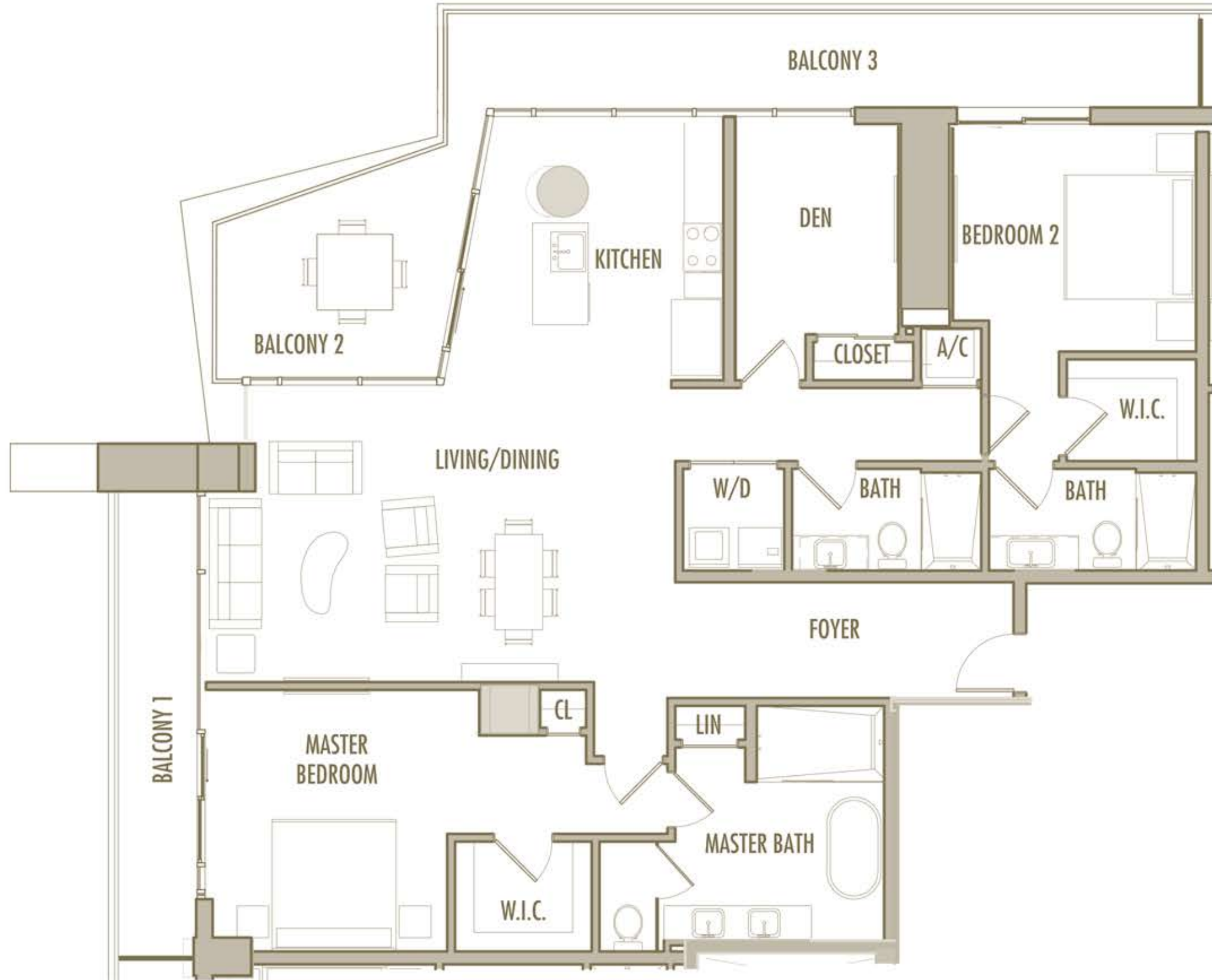
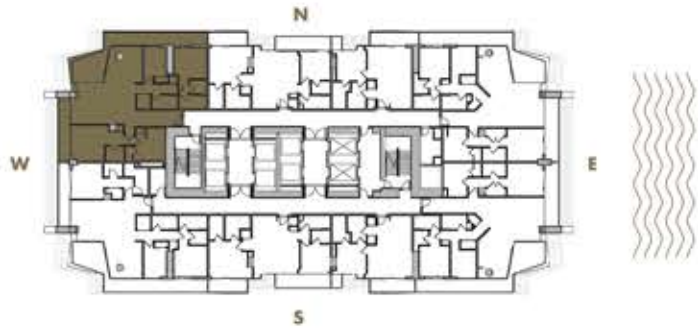
2 BEDROOM + DEN + 2 BATHROOM

LEVELS : 62

INTERIOR : 1,865 SqFt 173 SqM

BALCONY : 470 SqFt 44 SqM

TOTAL : 2,335 SqFt 217 SqM



# B-22

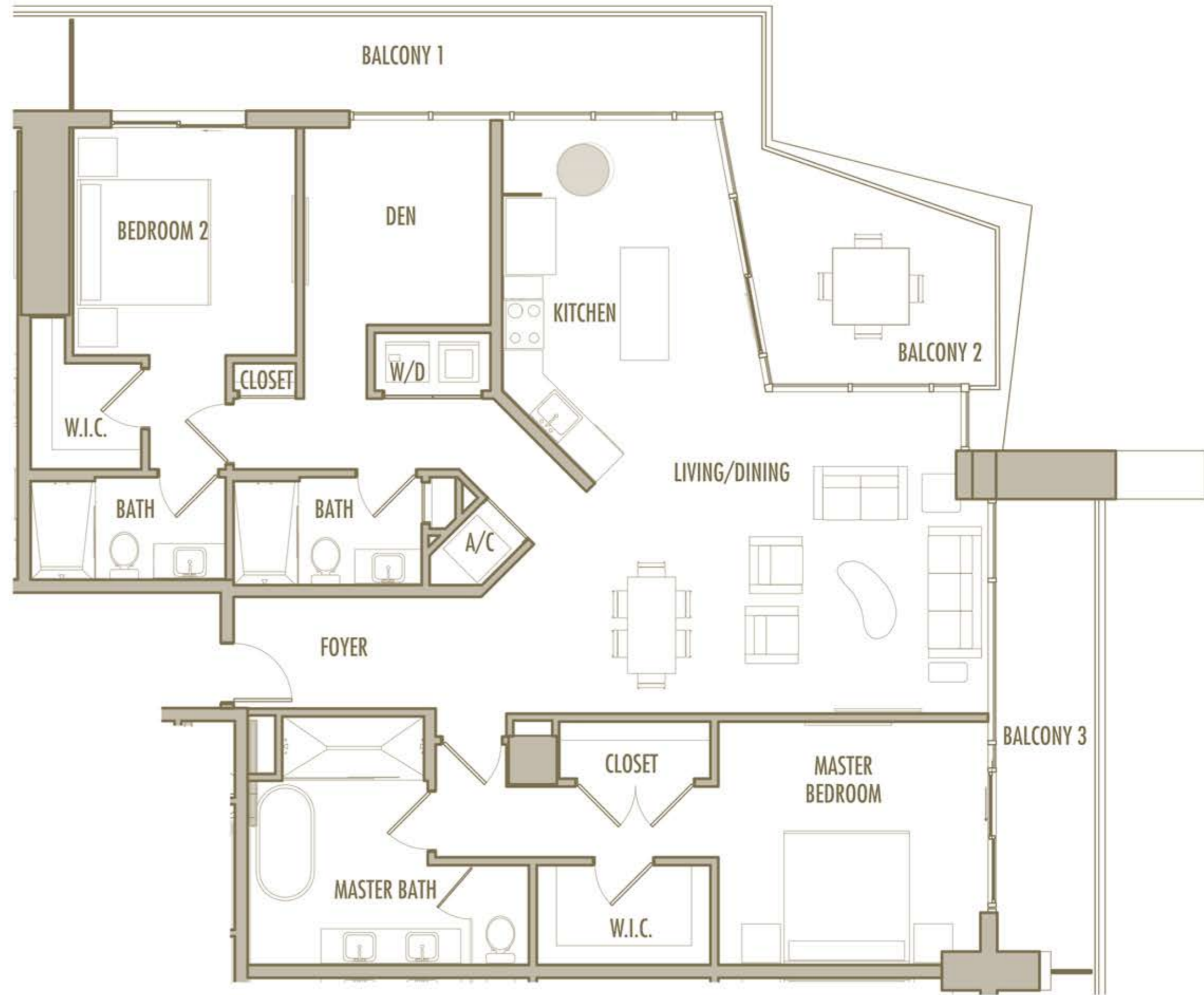
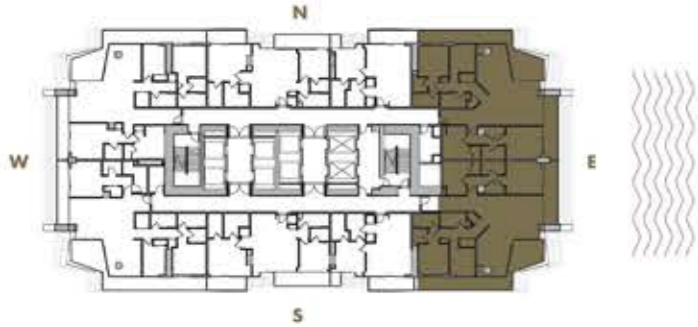
2 BEDROOM + DEN + 2 BATHROOM

LEVELS : 62

INTERIOR : 1,830 SqFt 170 SqM

BALCONY : 475 SqFt 44 SqM

TOTAL : 2,305 SqFt 214 SqM



Given the nature of condominium ownership, the Unit boundaries are precisely defined in such a manner so that all components of the Building which are (or are potentially) utilized either by other Units or the Common Elements are excluded from the Unit. This would exclude, for instance, all structural walls, columns etc. and essentially limits the Unit boundaries to the interior airspace between the perimeter walls and excludes all interior structural components. For the precise Unit boundaries, see Section 3.2 of the Declaration. For your reference, the area of the Unit, determined in accordance with these defined Unit boundaries, is set forth hereon (and labeled as "Unit Area"). Please note that the unique way of defining the boundaries actually makes the Unit appear to be smaller than it actually would be if standard architectural measuring techniques were used. Typically, apartments are measured to the exterior boundaries of the exterior walls and to the centerline of interior demising walls or to the exterior of walls adjoining corridors or other Common Elements without excluding areas that may be occupied by columns or other structural components.

# B-23

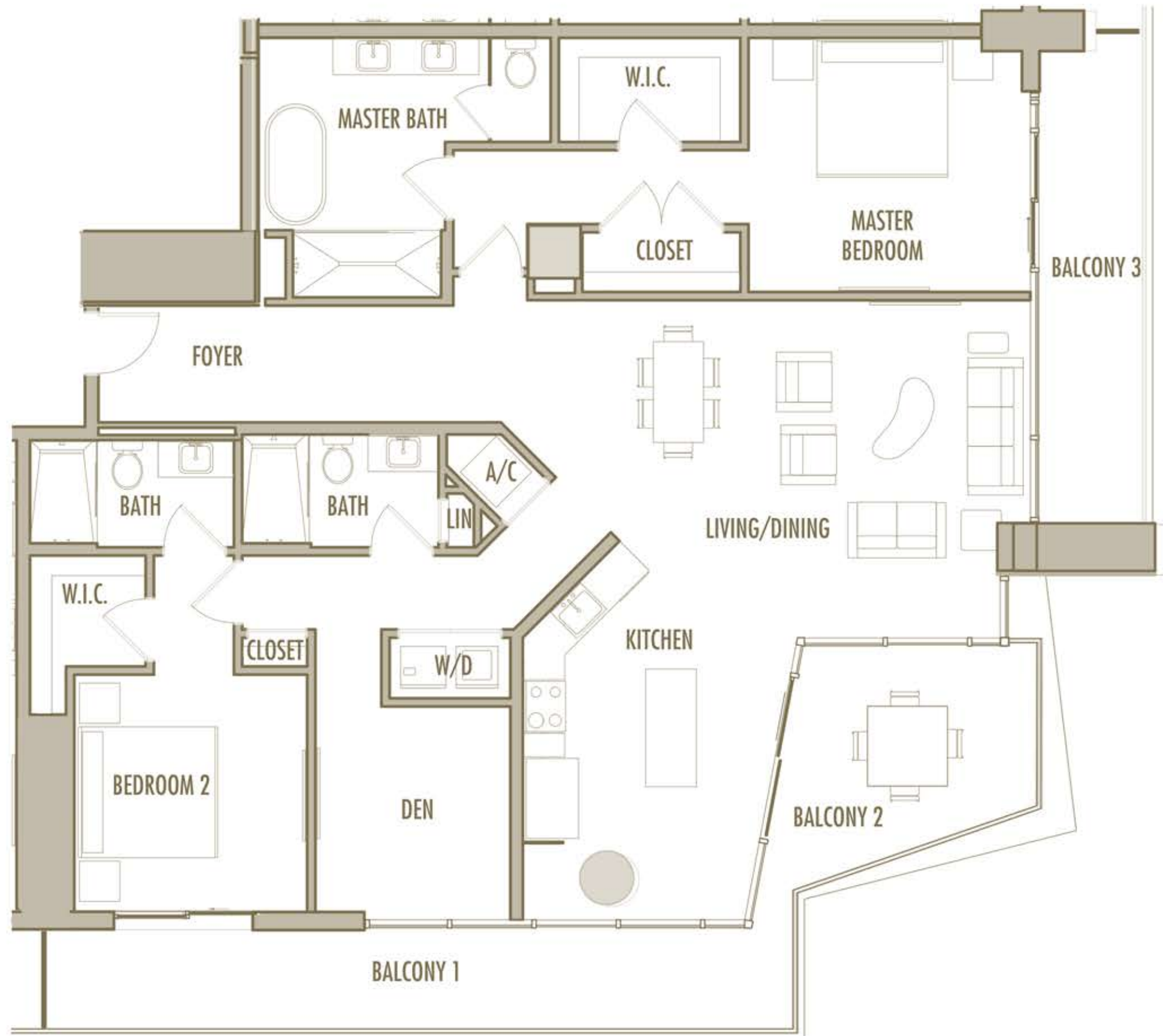
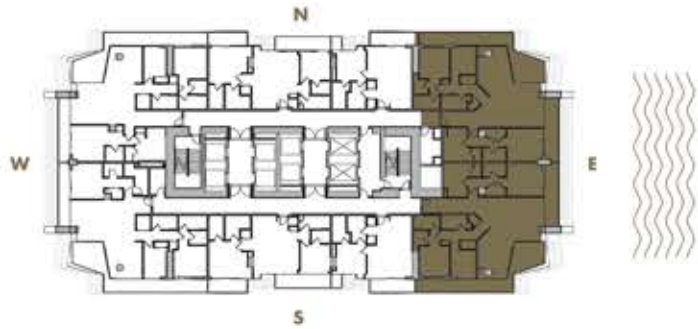
2 BEDROOM + 2 BATHROOM

LEVELS : 62

INTERIOR : 1,875 SqFt 174 SqM

BALCONY : 475 SqFt 44 SqM

TOTAL : 2,350 SqFt 218 SqM



# B-24

2 BEDROOM + DEN + 2 BATHROOM

LEVELS : 62

INTERIOR : 1,705 SqFt 158 SqM

BALCONY : 470 SqFt 44 SqM

TOTAL : 2,175 SqFt 202 SqM

